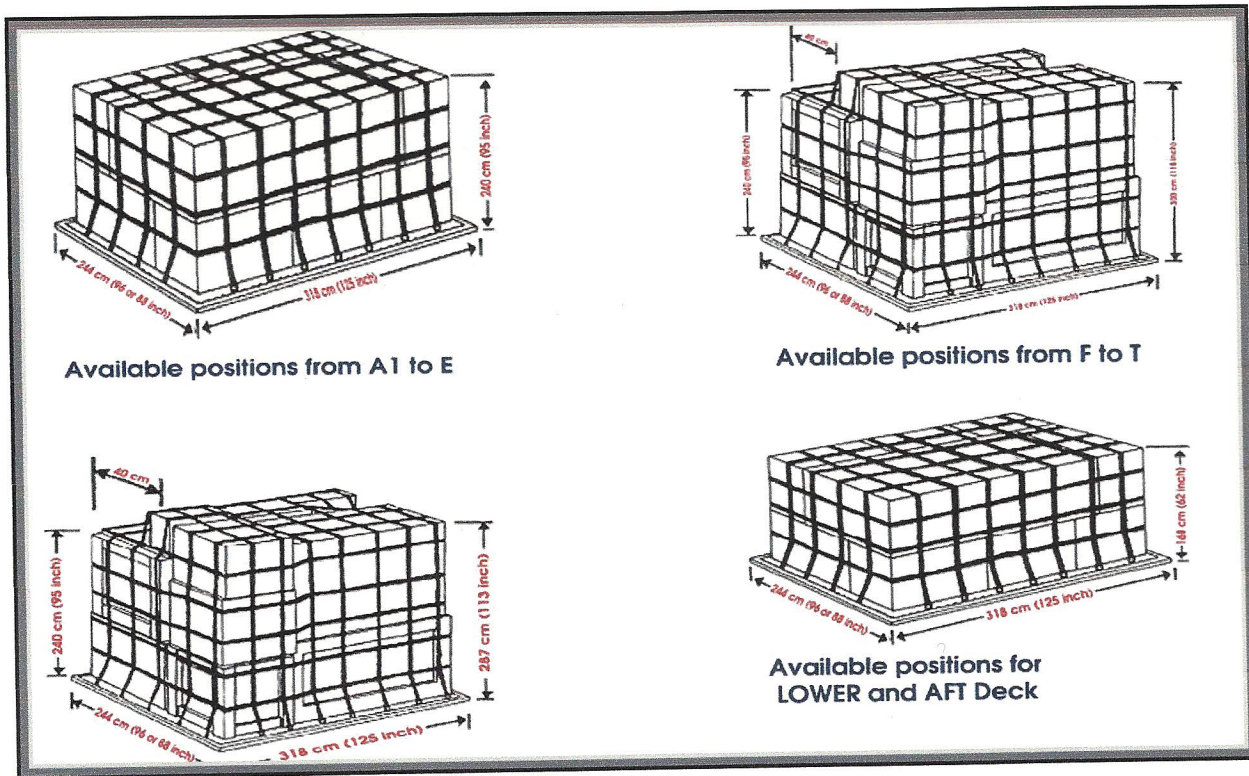






6. PALLET LOADING DETAILS



B747-200s					
	International Pallet Designation Code	Max External Dimensions L x W x H [IN./CM.]	Internal Cubic Capacity [CU. FT./M ³]	Maximum Gross Weight LCS./KB.	Weight Tare LBS. [approx.] LBS./KG.
	2H M-1H	125" x 96" x 118" 317 x 244 x 300 CM	772 CU. FT. 21.9 M ³	15,000 LBS. 6,818 KG.	255 LBS. 116KG.
	2 M-1	125" x 96" x 96" 317 x 244 x 244 CM	640 CU. FT. 18.1 M ³	15,000 LBS. 6,818 KG.	255 LBS. 116 KG.
	2 M-2	238.5" x 96" x 96" 606 x 244 x 244 CM	1,250 CU. FT. 35.4 M ³	25,000 LBS. 11,340 KG.	1,000 LBS. 454 KG.
	5 2BG	125" x 96" x 64" 317 x 244 x 163 CM	440 CU. FT. 21.9 M ³	11,100 LBS. 5,035 KG.	255 LBS. 116 KG.