



ASIAN DRAGON
INTERNATIONAL INCORPORATED

GREEN life

***Eco-friendly *High-Quality *Professional**



EPS Cement Wall Panel Series:

EPS Cement Wall Panel is a kind of lightweight eco-friendly and energy saving wall material, which uses calcium silicate board or fiber cement board as face panel, filled with cement, EPS polystyrene foam particles, sand and additive as core material and forming by one time compound.



Composition:5mmCalcium silicate board (face board) + EPS Cement Sandwich Panel (core) + 5mm Calcium silicate board (face panel)

Specifications:

Length (mm)	Width (mm)	Thickness (mm)	Density (kg/m ²)	Application	Appearance
2270 2440 3000	610	50	38±5	Non-load bearing wall of houses and buildings	With calcium silicate board as face board, solid
		60	42±5		
		75	45±5		
		90	52±5		
		100	56±5		
		120	62±5		
		150	72±5		
		180	85±5		
		200	95±5		



***Eco-friendly *High-Quality *Professional**



***Eco-friendly *High-Quality *Professional**

Advantages:



Lightweight : Only 1/6 weight of traditional panel, The core material of wall board is filled with EPS. The volume weight is around 800~800KG/M3.



Fireproof: Last more than 4hours under 1000 degrees without radiate toxic gas, the non-inflammability can reach national A level standard



Sound insulation: 40dB~60dB, 2 or 3 times than traditional wall. Best option for hotel, KTV and hospital project.



Waterproof and wet proof:

The water container is made of HZSY wall panel without any waterproof plaster with no leakage at all. Best option for kitchen, bathroom and basement area.



Environment-friendly: 100% non-harmful substance, no radiation, A category product, meet national JG/T169-2005 standards.



Anti-pressure, anti-quake and anti-impact

***Eco-friendly *High-Quality *Professional**

Applications:

The EPS cement wall panel can be used for Interior and exterior wall partition on steel structure and concrete structure of construction, And can be used for villa, factory, office-building, school, hospital, hotel and so on.

Technical Performance Index:

NO.	Item	National Standards			Testing Results		
		60mm	90mm	120mm	60mm	90mm	120mm
1	Anti-impact performance/times	≥5	≥5	≥5	≥6	≥6	≥10
2	Anti-bending damage load/times over deadweight	≥1.5	≥1.5	≥1.5	≥3	≥3	≥3
3	Anti-pressure strength /Mpa	≥3.5	≥3.5	≥3.5	≥6	≥6	≥6
4	Surface density kg/m ²	≤70	≤90	≤110	≤45	≤54	≤66
5	Single point hanging Strength /N	≥1000	≥1000	≥1000	≥1000	≥1200	≥1300
6	Fire proof limit /h	≥1	≥1	≥1	≥3	≥3	≥4
7	Sound insulation capacity in the air /Db	≥30	≥35	≥40	≥35	≥40	≥45
8	Soften coefficient	≥0.80	≥0.80	≥0.80	≥1	≥1	≥1
9	Moisture rate a/%	≤12	≤10	≤10	≤10	≤9	≤7
10	Heat transfer coefficient w/m ² .k	≤2.0	≤2.0	≤2.0	≤1.0	≤0.6	≤0.5
11	Drying shrinkage /mm/m	≤0.6	≤0.6	≤0.6	≤0.45	≤0.5	≤0.5
12	Inner radiation index	≤1	≤1	≤1	≤1	≤1	≤1
13	Outer radiation index	≤1	≤1	≤1	≤1	≤1	≤1
14	Radioactivity Limit	≤1	≤1	≤1	≤1	≤1	≤1

Wall Panel Installation Accessories




Anti-crack Tape

Performance: excellent capacity of anti-cracking, thin, soft, easy connecting, durable, environment-friendly product. It is the best stitching and decorative product for the gypsum board, plywood board and other wall board.



Cement Adhesive

The cement adhesive is mainly made from the normal 42.5 Portland cement, mixed with anti-crack material sand some additives by the pre-dry mixing technique, the finishes appear as powder. It can be used for connection of wall panel gap. It has good anti-crack performance for the gap of two wall panel.



Fiberglass Mesh Cloth

Fiberglass mesh cloth is made of the fiberglass woven fabric as the substrate, with high seed emulsion immersion resistance coating. It has good alkali resistance, flexibility and latitude to high tensile resistance, can be widely used for heat prevention for both inside and outside wall insulation, waterproof, anti-cracking etc.



Anti-crack Mortar

The anti-crack Mortar is made of cement, glue powder and additive. It has very good anti-crack performance.

It can be used as the level coat for exterior wall. It is better to use the mortar together with the alkaline-resistant fiberglass cloth to prevent the wall cracking. With the character of the anti-crack, the mortar has become a necessary part for insulation wall which can improve the quality of the building and keep the wall from cracking.



EPS expandable polystyrene foam

Expandable polystyrene(EPS) is the thermoplastic material with the feature of well heat preservation. EPS can be widely used in various kinds of fields, such as construction material, The feature of EPS chiefly embodies in low intensity, light weight, stable physical performance, environmental protection, non-toxic, fireproof and convenient for construction.

***Eco-friendly *High-Quality *Professional**

EPS Cement Wall Panel Installation Process



1. Carrying the panels



2. Cutting to size



3. Mortar applying



6. Aligning the panels



5. Positioning the panels



4. Panel erecting



7. Grouting



8. Installing crackresistant material



9. Grooving & piping



12. Doors & Window installation



11. Installation of Door frame



10. Apply top coat

***Eco-friendly *High-Quality *Professional**

EPS Cement Wall Panel Production Line

Brief introduction:

Lightweight wall panel production line is made of mixer machine, foam expander, mold car and other relate machine. The capability is mainly decided on the quantity of mold car. The advantage of the production line is high output, low input, good quality, high efficiency.

Mold Car

Vertical Traction-type(Automatic) Mold Car for Sandwich Panel								
Model	2270/2440/3000							
Size (L*W*H)	3180×1380×3480							
Weight	2700KG/2900KG/3000KG							
Mobile Power (KW)	—							
MobileSpeed (Meter/Minute)	≤60							
Composition	Master	Chassis Assembly, Front Vertical Shelf, Back Vertical Shelf, Back Pressure Panel, Rod						
	Accessory	Partition Panel, Side Mold, Bottom Mold						
Product Information	Thickness (mm)	Width (mm)	Length (mm)	Quantity (pcs/unit)	Area(m ² /unit)			
					2270	2440	3000	
	50		610	2270	56	77.5	83.35	102.48
	60				52	72.0	77.40	95.16
	75			2440	46	63.7	68.47	84.18
	90				42	58.16	62.51	76.86
	100			3000	40	55.39	59.54	73.2
	120				36	49.85	53.58	65.88
	150				24	33.23	35.72	43.92
	180				20	27.7	29.77	36.6
200	18	24.9	26.80	32.94				
Remark	Equipment Sets for Production Line : 2 units of 1.5KW Windlass for Mobile Equipment, 2 units of Transition Car for production transition, 1set Air Compressor for Spraying release agent, Pour Table							

***Eco-friendly *High-Quality *Professional**

Mixer Series

Mixer Parameter (JS500/JS750/JS1000)			
Items	Unit	JS750	JS1000
Discharged Capacity	liter	750	1000
Feeding Capacity	liter	1200	1600
Production Rate	m ³ /h	30-35	55-60
Maximum diameter of Mixture	mm	60	80
Mixer Electric Motor Power	KW	30	37
Windlass Electric Motor	KW	7.5	15
Mixer Leaf Turning Speed	Turn/minute	31	19.5
Size(working)	mm	3100*2620*2580	4320*2200*3300
Size(transportation)	mm	5025*3100*5680	10460*3400*9050
Weight	kg	5500	8700

EPS Foam Expander Series

EPS Expander MachineParameter (PE/C90)		
Items	Unit	Parameter
Materiel diameter	Mm	900
Height	Mm	2000
Steam Pressure	Mpa	0.6
Compress Air Pressure	Mpa	0.6
First Time Expander Density	Kg/m ³	12-40
First Time Efficiency	Kg/h	250-400
Second Expander Density	Kg/m ³	≥8
Second Expander efficiency	Kg/h	250-400
Power	KW	6
Voltage	V/Hz	380/50
Size	Mm	4600*2000*2700
Weight	Kg	1500

***Eco-friendly *High-Quality *Professional**



***Eco-friendly *High-Quality *Professional**

Overseas Project



Australia



Australia



Panama



South Africa



Office-building



Panama



Maldives



the Philippines

***Eco-friendly *High-Quality *Professional**

Flexible Decoration Wall Tile

Brief Introduction:

Flexible decorative wall tile is a kind of flexible decoration material for indoor and outdoor wall finish. It's made of miner powder, clay and plastic.

As its color, structure and shape could be customized according to the customer's special requirements, and simple construction, good durability as well, especially its surface shape and appearance is very similar to the traditional clay brick, gives people the association of elegant primitive simplicity and returning to nature, it has been used for several decades in Europe and deeply loved by the people.

Flexible PK Series (Size: 240*60mm)



011



012



013



034



035



036



040



041



042



006



007



008



011/012/013




034/035/036




028/029/030

***Eco-friendly *High-Quality *Professional**

Flexible Slate Stone Series (Size: 300*300, 300*600, 600*600, 600*1200mm)




240X60mm
Brushed surface



011



028



012



029



013



030



016



034



017



035



018



036

***Eco-friendly *High-Quality *Professional**

Flexible Travertine Series (Size: 300*300, 300*600,600*600,600*1200mm)



019



012



039



022



018

Culture Stone Brick (300*600/600*600mm)

Fabric Cloth Brick (300*600mm)



***Eco-friendly *High-Quality *Professional**

Shimizu Series (Size: 300*300, 300*600,600*600,600*1200mm)




050



U-26



042



Wooden Color Series (Size: 240*60mm)



Alligator Skin Series (Size: 300*300, 300*600mm) Axe open stone (Size:300*600mm)



1003



1004



*Eco-friendly

*High-Quality

*Professional

Technical index:

Items		Technical index			Test method
		Side length \leq 100mm	100mm<side length \leq 300mm	Side length>300mm	
Length & Width	The average size of each sheet(2 or 4 sides)is relative to the allowable deviation of average size of 10 brick	$\pm 3.5\%$	$\pm 1.0\%$	$\pm 0.8\%$	HG/3747.1-2004
Thickness	The average value of each sheet thickness is relative to the maximum allowable deviation of nominal size thickness 0.5mm		$\pm 0.5\%$		
Remarks	The size of product length and width shall subject to the upper edge size. The thickness of irregular convex surface and retro brick, red brick are not required.				

Advantages:

1. Lightweight, anti-seismic, high security

Using natural original sediment soil and modern high-tech inorganic polymer carbon fiber coating technology, modified from photochemical isomerization curve temperature catalytic, which make product lighter and softer.

2. Waterproof

The wall tile is waterproof. It can be used for indoor and outdoor decoration.

3. Flame-retardant, smokeless, excellent fireproof performance

When the fire broke no open flame and does not produce smoke, but do not cause harm to human body either. It's fireproof performance reached non-combustible.

4. Excellent flexibility, super peel strength and impact resistance

5. Superior chemical stability

Make products get self-cleaning, and get longer acid resistance, durability, weatherability

6. Energy-saving and low-carbon, eco-friendly and healthy, suitable for both inside and outside decoration

Natural raw materials means the product does not contain the volatile and harmful radioactive compounds such as formaldehyde, VCO etc. It will not cause harm to the health of workers in decoration, use, production, construction process. It's a kind of green building products.

7. High bonding strength

With a high bonding strength, our product can be used for the energy-saving renovation of old wall directly. Because our products have features of lightweight and superior flexibility, crack resistance, waterproof and natural beautiful texture, they can be stuck on original metope, so that the urban regeneration process does not need a lot of wall eradication, and save a lot of waste of resources directly.

8. Simple construction, color diversity reveal natural effect

Compared with the dry hanging wall construction of marble exterior wall and granite, the construction of our product is more lightweight, which greatly shortens the construction period. Our products use natural raw materials as texture, ancient technology products and modern art creation as a foundation, set more than 300 kinds of tones, elegant and abundant in innate natural color, timeless, no deformation and no color changes in 30 years, which conform to the modern urban architecture characteristics of return to nature.

Applications:

- All kinds of new and old building constructions of indoor and outdoor decoration.
- Indoor and outdoor decoration of office buildings, hospitals, shops, restaurants, bars and other public places.
- Interior and exterior wall decoration of family homes, luxury apartments, villas etc.
- Particularly suitable for domestic high-rise building exterior wall insulation decoration



*Eco-friendly

*High-Quality

*Professional



Flexible Wall Tile Installation:



The last step

