






No	Name	Materials	Specification	Unit	Quantity	Price	Total	Remark
1	Top frame	Main beam	5630*160*2.5	T	0.12	950	114	
2		Secondly beam	2680*160*2.5	T	0.07	950	66.5	
3		Column	2480*160*2.5	T	0.1	950	95	
4		Corner connect	160*1602*4.5	set	8	20	160	
5		Bolt	12*24MM	set	64	0.5	32	
6		water channel	5700*130*2.0	Piece	2	45	90	
7			2800*130*2.0	Piece	2	30	60	
8	Cross beam	Base main beam	80*40*2.0	T	0.14	750	105	
9			80*80*2.0	T	0.07	750	52.5	
13	Roof part	Roof panel	2940*1000	Piece	6	5	30	
14		Ceiling	2790*1000	Piece	6	25	150	
17	Flooring	Fibercement board	2772*1144	Piece	6	25	150	

18	Window and door part	Steel door	2000*985	Piece	1	60	60	
19		PVC window	1200*950	Piece	2	35	70	
20	Fitting	Silicone		Piece	6	5	30	
21		Screw		Box	1	5	5	
22	Wall panel	EPS steel sandwich panel	50mm 0.376mm	Piece	18	25	450	
23	Screw	structural adhesives, sealing strips, aluminum materials		set	1	20	20	
24	1 unit cost			set	1	1740	1700	\$1990 / unit
25	4 unit price			set	5	1700	8250	\$1950 / unit
26	8 unit price			set	12	1650	19200	\$1900 / unit

1.The price is one unit factory price,one 20CP can laod 5 unit,and one 40HQ can load 12 unit.

2.The price with all the mateirals we mentioned.

3.The price is empty inside,if with the stailcase and the walking place need to add the price.

4.The price vaild day is 15 days.

