



Main Functions

■ Heat Insulation



■ Light-Protection & Water-Proof



■ High Strength



8W Wave Solar Tile



Electrical Characteristics

All specified Parameters at STC 25°C.

Ambient, 1000W/m² irradiance and AM1.5.

Max-Power Pm (W)	8
Power Tolerance (W)	±3%
Open-Circuit Voltage Voc (V)	1.23
Short-Circuit Current Isc (A)	9.00
Max-Power Voltage Vm (v)	1.02
Max-Power Current Im (A)	8.39
Cell Efficiency (%)	18


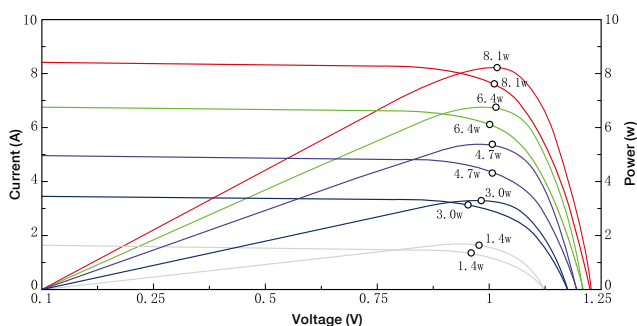
Mechanical Characteristics

Cable type, area and length	2.5mm ² , 350mm
Number, type and arrangement of cells	2
Cell size (mm)	156x156
Dimension (mm)	440x325x47
Weight (kgs)	2.50
Frame material	Ceramic Compound
Glass, type and thickness	High Transmission, Low Irin, Tempered Glass 3.2mm
Compression strength	>2400Pa
Water Permeability	<0.5%

Operating Temperature

High heat insulation and antflaming function -40- +85°C

I-V Curve



Packaging

	carton	1 pallet	2 pallet	20' container
size:(mm)	470*355*220 mm	1180*1180*1070mm	1180*1180*2150mm	20 pallets
QTY	6pcs	180pcs	360pcs	3600pcs

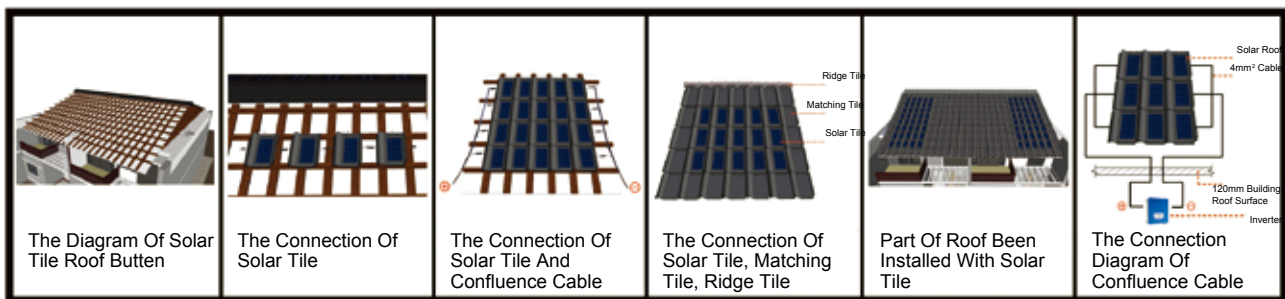
On-Grid Solar Roof System

8w Solar Tile

Briefs

ITEM NO.	SYSTEM NO	Maxim Output Power (W)	Quantity of 8w Solar Tiles (pcs)	Working Voltage(V)	Quantity of Each Array (pcs)	Inverter	Solar Roof Area (m ²)	Reference Voltage on Grid
1	S2000.A08.250	2000	250	250	250	2KW/220V	27.4	220V/50Hz
2	S2500.A08.320	2500	320	320	320	2.5KW/220V	34.9	220V/50Hz
3	S3000.A08.384	3000	384	384	384	3KW/220V	41.8	220V/50Hz
4	S4000.A08.512	4000	512	256	256	4KW/220V	55.6	220V/50Hz
5	S4600.A08.576	4600	576	288	288	4.5W/220V	62.5	220V/50Hz
6	S5100.A08.640	5100	640	320	320	5KW/220V	69.4	220V/50Hz
7	S6100.A08.768	6100	768	384	384	6KW/220V	83.2	220V/50Hz

Installation



20W Flat Solar Tile



Electrical Characteristics

All specified Parameters at STC 25°C.

Ambient, 1000W/m² irradiance and AM1.5.

Max-Power Pm (W)	20
Power Tolerance (W)	±3%
Open-Circuit Voltage Voc (V)	5.04
Short-Circuit Current Isc (A)	5.68
Max-Power Voltage Vm (v)	3.92
Max-Power Current Im (A)	5.10
Cell Efficiency (%)	17

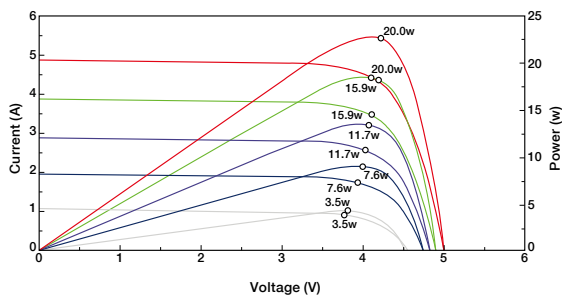
Mechanical Characteristics

Cable type, area and length	2.5mm ² , 600mm
Number, type and arrangement of cells	8
Cell size (mm)	125x125
Dimension (mm)	665x420x30
Weight (kgs)	4.90
Frame material	Ceramic Compound
Glass, type and thickness	High Transmission, Low Irin, Tempered Glass 3.2mm
Compression strength	>2400Pa
Water Permeability	<0.5%

Operating Temperature

High heat insulation and antflaming function -40- +85°C

I-V Curve



Packaging

	carton	1 pallet	2 pallet	20' container
size:(mm)	680*130*440mm	1400*700*1000mm	1400*700*2000mm	24pallets
QTY	4pcs	80pcs	160pcs	1920pcs

Warranty

10 Years product workmanship warranty
 12 Years warranty,90% power output
 25 Years warranty,80% power output
 Tile life span 50 years

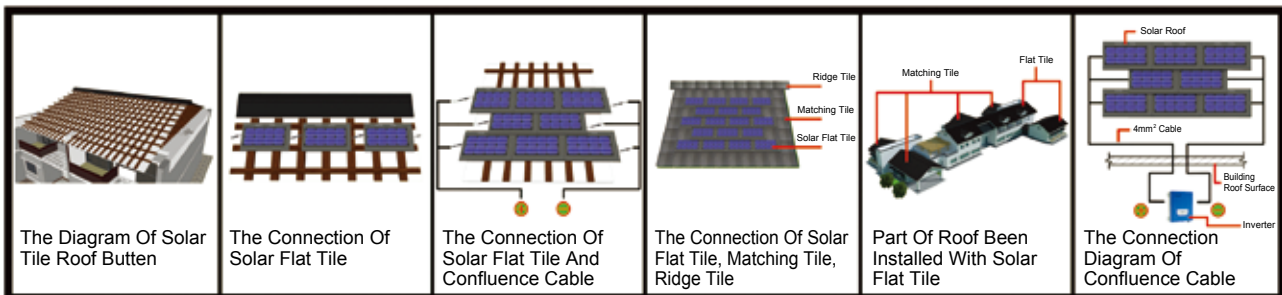
On-Grid Solar Roof System


20w Solar Tile

Briefs

ITEM NO.	SYSTEM NO	Max. Output Power (W)	Quantity of 20w Solar Tiles (pcs)	Working Voltage(V)	Quantity of Each Array (pcs)	Inverter	Solar Roof Area (m ²)	Reference Voltage on Grid
1	S1600.F20.80	1600	80	320	80	1.5KW/220V	18.1	220V/50Hz
2	S2000.F20.96	2000	96	384	96	2KW/220V	22.6	220V/50Hz
3	S2500.F20.128	2500	128	256	64	2.5KW/220V	29.8	220V/50Hz
4	S3200.F20.160	3200	160	320	80	3KW/220V	37	220V/50Hz
5	S3800.F20.192	3800	192	384	96	4W/220V	44.2	220V/50Hz
6	S4800.F20.240	4800	240	320	80	5KW/220V	54.9	220V/50Hz
7	S6400.F20.320	6400	320	320	80	6.5KW/V	70.9	220V/50Hz

Installation





Build the steel bracket



Hammer screws into wooden board



Do a horizontal line and test to check for level materials



Install the counter batten and roof batten



The photovoltaic tile roof is completed



Cover the photovoltaic tile