



IP67 GRADE WATER PROOF UNITARY LIGHT

Daytime running light

High-low beam

Turning light

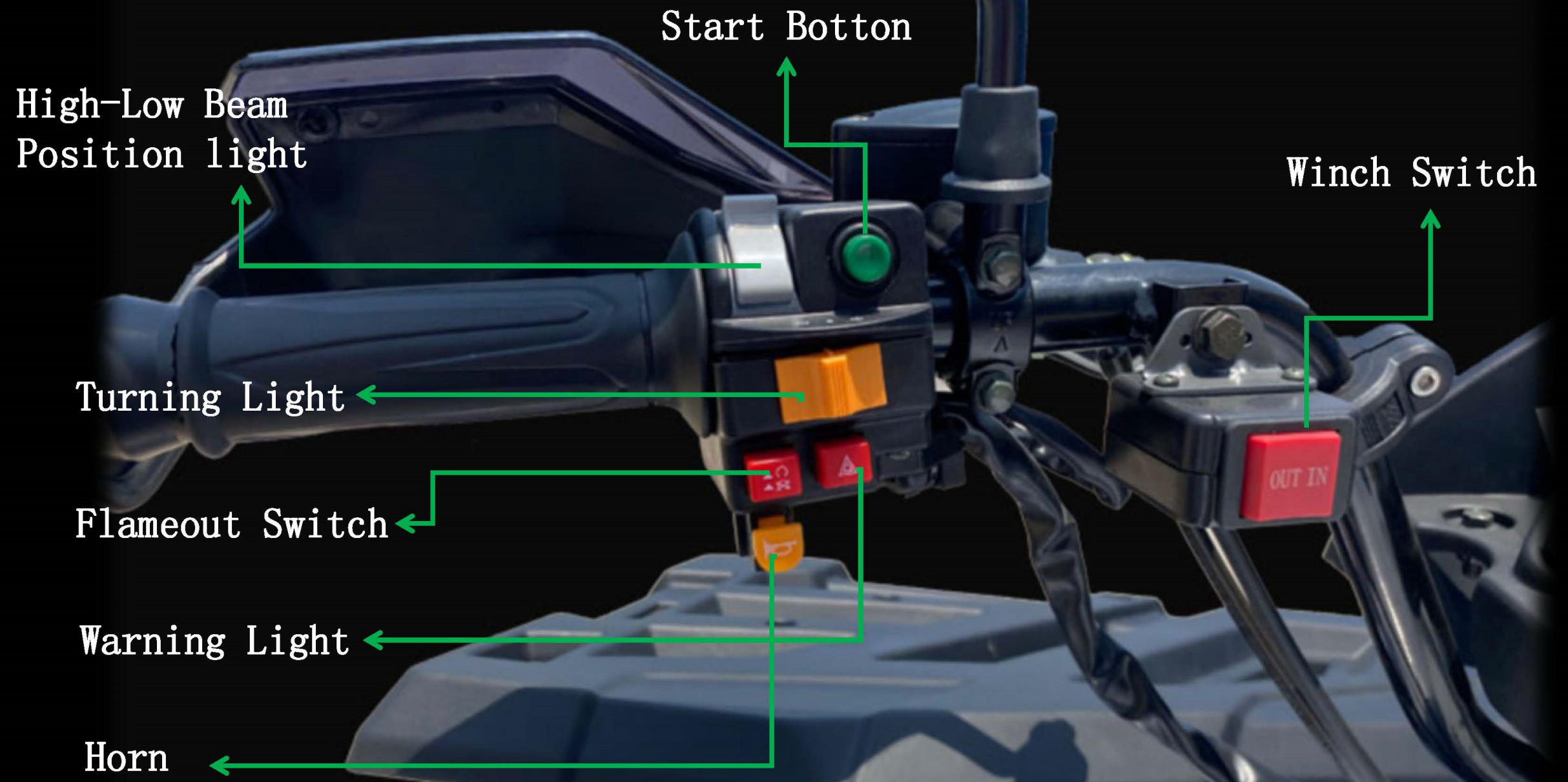
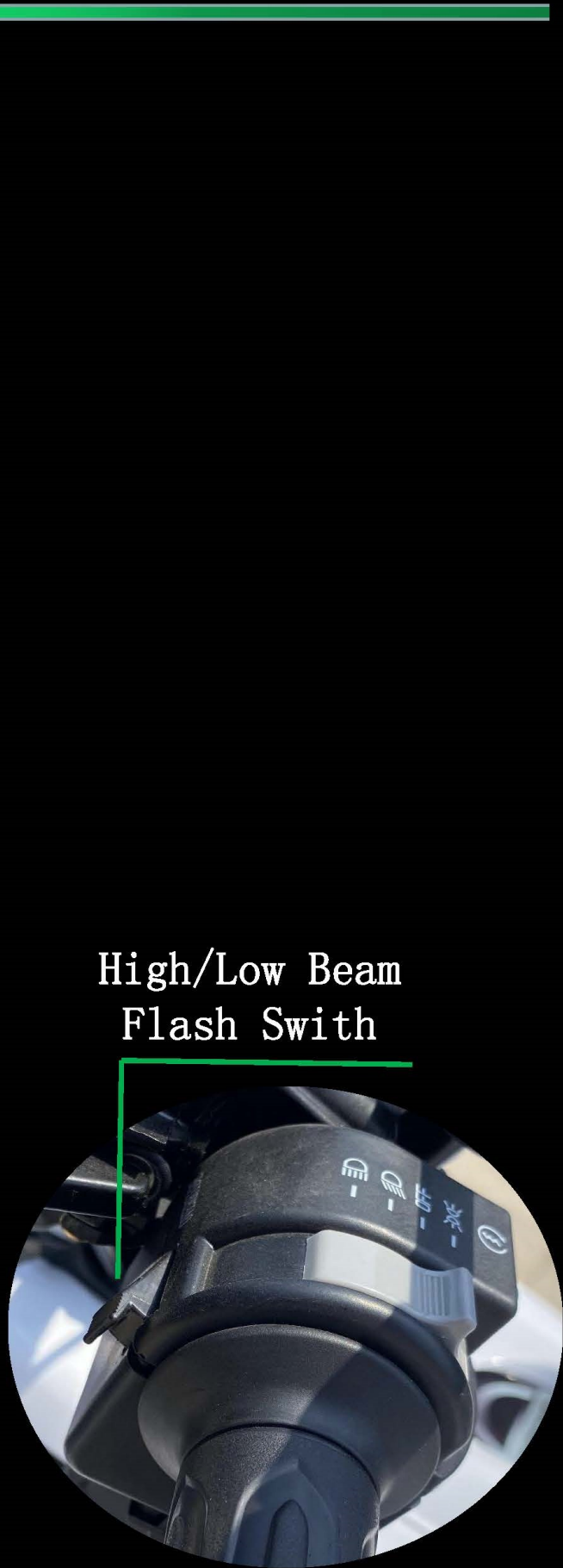
Position light

Brake light

EMC ANTI-ELECTROMAGNETIC INTERFERENCE CERTIFICATE



*Most of new vehicle pictures are of 168 homologation, if not noted specially
And there is a limit function of the light for 167 and epa, please inquire the details.



High/Low Beam
Flash Swith

High-Low Beam
Position light

Start Botton


Winch Switch

Turning Light


Flameout Switch

Warning Light

Horn



4WD/2WD Switch



2WD/4WD LOCK Switch

Packing Switch

MULTI-FUNCTION DIGITAL DASH. BETTER VISIBILITY IN ALL CONDITIONS

5" LED DIGITAL GAUGE WITH NEW USER INTERFACE.

- Better readability.
- Simplified lay-out of key vehicle information.



STABLE AND CONVENIENT POWER SUPPLY

- USB plug
- 12V Cigarette lighter



SMOOTH OFF-ROAD RIDE SETTING.

FRONT SUSPENSION TRAVEL 166mm
REAR SUSPENSION TRAVEL 172mm

**NEW SETTING OF SHOCK ABSORBER
MORE COMFORTABLE.**

NEW ALL-TERRAIN TIRES. 6-PLY.



**TOUGH-UP BODY SIZE.
COMPACT DIMENSION.**

**MORE BODY WIDTH 2 INCHES THAN NORMAL
MODELS ON THE MARKET**



1180mm/46.5" WIDTH

EQUIPMENT

EPS	Standard
Winch(2500lbs)	Standard
Passenger Backrest	Standard
Armrest	Standard
Plastic rack	Standard
Hitchball	Standard
Hand Guards	Standard
Mirror	Standard
USB plug	Standard
12V Cigarette lighter	Standard

REAR TRACK 40KG

FRONT RACK 20KG



2200mm/86.6" LENGTH

KEY PARTS SAME SUPPLIER WITH OTHER BRAND.

