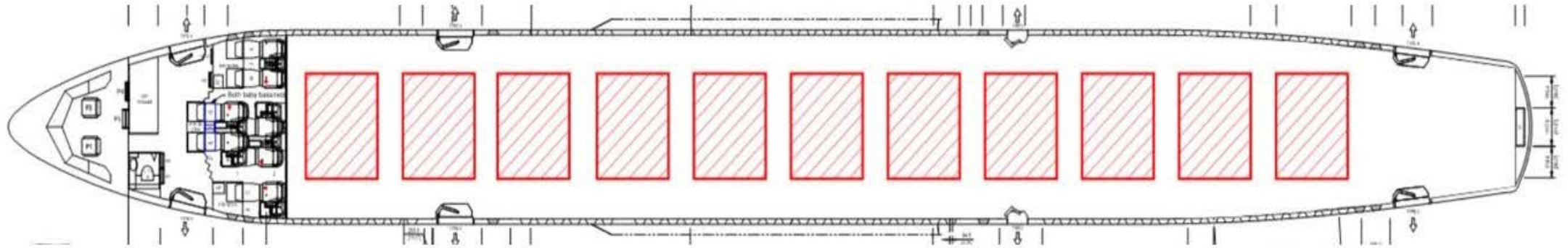


Available Converted Freighters

CARGO HOLD	MAX VOLUME	MAX PAYLOAD
Upper Deck	178 cbm	24,000 kg
Lower Deck	117 cbm	37,500 kg
Maximum	295 cbm	56,000 kg (MZFW)



Class E Cargo Cabin

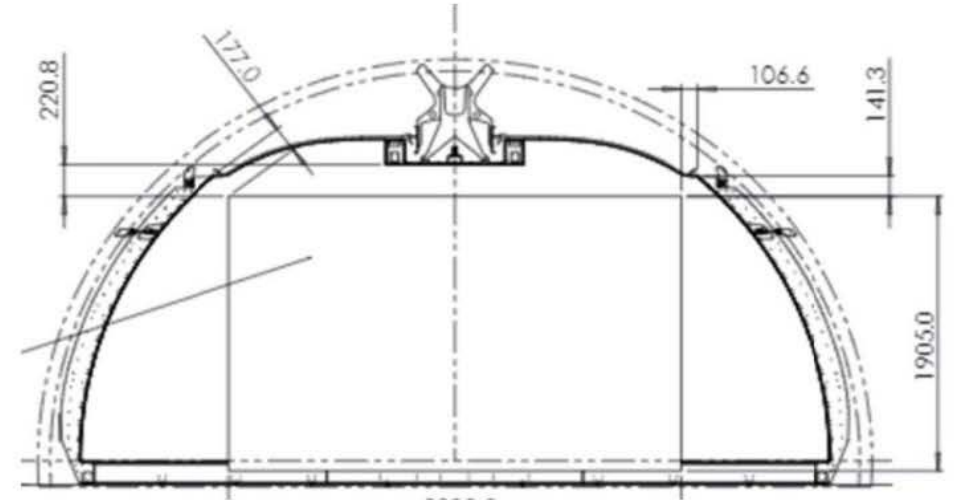


This modification will be supported by an STC for the life of the aircraft:

- Class E cargo compartment
- Smoke Detection System and Smoke Curtain
- Removal of OHSC
- Internal window covers
- Full cargo liner in lieu of removed cabin side walls (optional)
- New lighting provisions for cargo compartment if required
- Interface brackets for net attachment to floor
- Supernumerary Area
- ECS system modification for cargo compartment ventilation
- The existing PAX doors are retained for hand loading of the cargo
- Retention of cargo using PMC nets (125" x 96" x 80") to seat track interface brackets

Additional Conversion Information

- Same Class E cargo cabin as EFW's A330P2F conversion
- No additional cabin crew requirement to supervise cargo as with Preighter aircraft approval
- Ability to transport e-commerce goods in the upper deck
- Cargo loaded through existing passenger doors
- Nets drop down from ceiling compared to being installed on the floor in Preighter aircraft
- Available on a wet and dry lease basis




Cross-section of A330-200 post conversion

Lower Deck Cargo Capacity

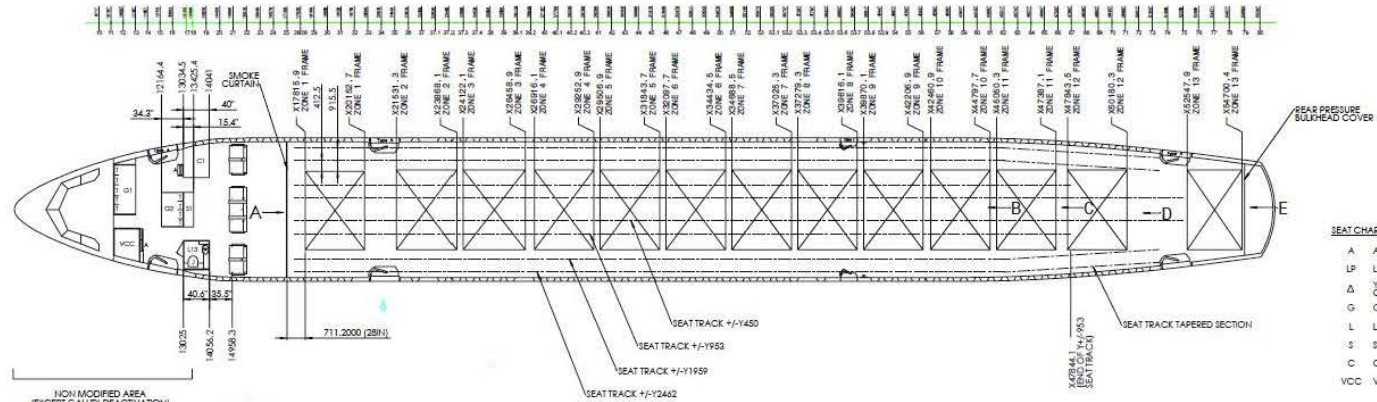
CONTAINER / PALLET TYPE	FWD	AFT	BULK
Max Load Weight per Cargo Hold	18,869Kg	15,241Kg	3,468kg
Max Weight/Vol. per Pallet Type	PMC or P6P (LD7) - 5,100Kg / 11m3	PMC or P6P (LD7) - 5,100Kg / 11m3	
Max Weight/Vol. per Pallet Type	PAG or P1P (LD7) - 4,600Kg / 10.80m3	PAG or P1P (LD7) - 4,600Kg / 10.80m3	
Max Weight/Vol. per Container Type	AKE (LD3) - 1,516Kg / 4.50m3	AKE (LD3) - 1,516Kg / 4.50m3	
Cargo Configurations	4 PMC + 2 AKE or 14 AKE	4 PMC or 12 AKE	BULK

Recommended Lower Deck Layout

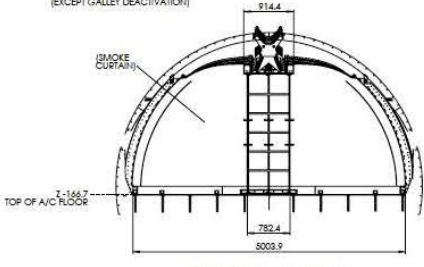
	TYPE	QTY	DIMENSIONS	VOLUME (cbm)	MAX WEIGHT (kg)
Pallets	PMC	8	243.84 x 317.50	88.00	5,100.00
Containers	LD3	2	192 x 145 x 162	9.00	1,516.00
Bulk		1		20.00	3,468.00
Total Lower Deck				117.00	37,758.00 LOWER DECK MAX



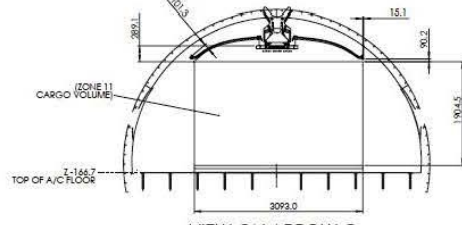
Interior Technical Drawings



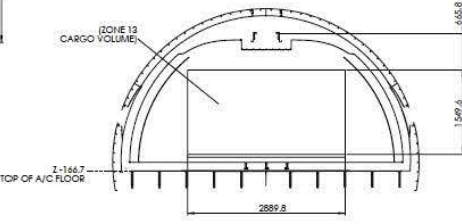
- SEAT CHARACTERISTICS AND LEGEND:**
- A ATTENDANT
 - LP LITERATURE POCKET
 - Δ V/C SEAT NOT TO BE OCCUPIED AT ALL TIMES
 - G GALLEY
 - L LAVATORY
 - S STOWAGE
 - C CABINET
 - VCC VIDEO CONTROL CENTER



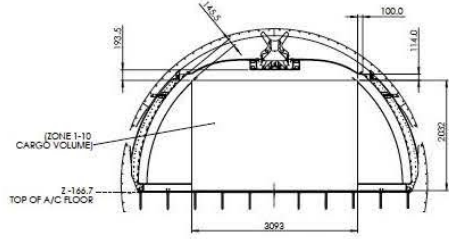
VIEW ON ARROW A
LOOKING AFT ON SMOKE CURTAIN
SCALE 1:35



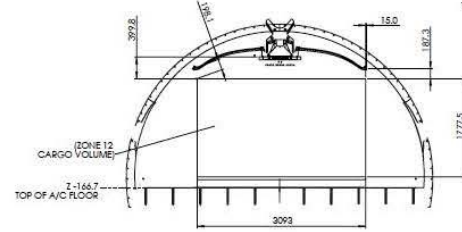
VIEW ON ARROW C
LOOKING FWD ON CARGO PALLETS
SCALE 1:35



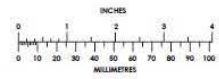
VIEW ON ARROW E
LOOKING FWD ON CARGO PALLETS
SCALE 1:35



VIEW ON ARROW B
LOOKING FWD ON CARGO PALLETS
SCALE 1:35

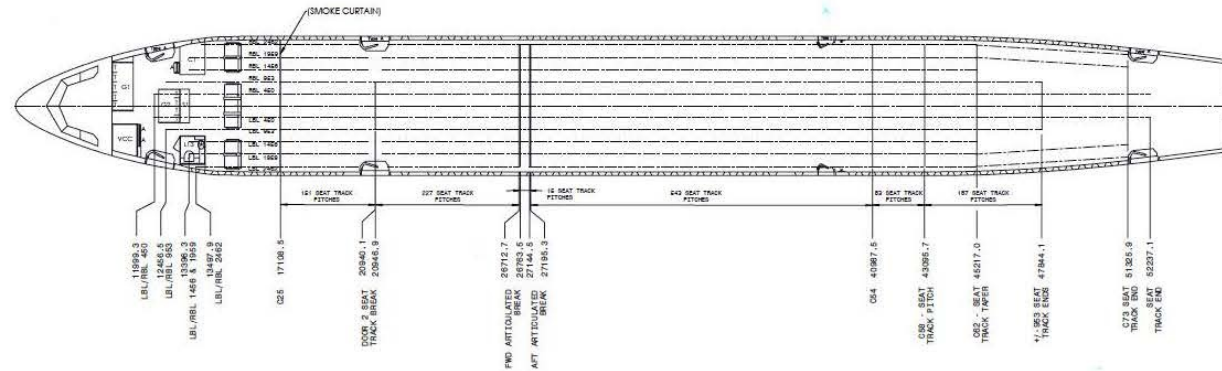


VIEW ON ARROW D
LOOKING FWD ON CARGO PALLETS
SCALE 1:35

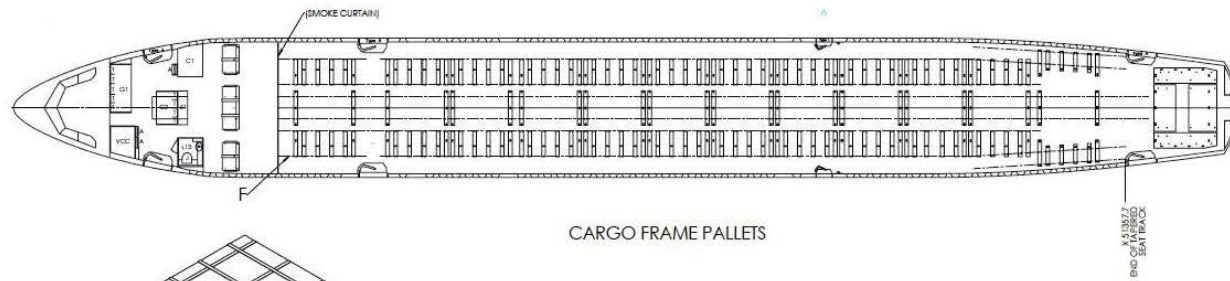


TITLE		LOPA		AVENSIS	
PROJECT CODE		A332H A1		DRAWING NO.	
SCALE		1:75		250001-002	
ISSUE		A		SHEET 2 OF 3	

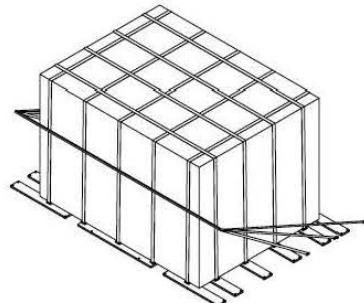
Interior Technical Drawings



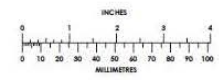
SEAT TRACK LENGTHS



CARGO FRAME PALLETS

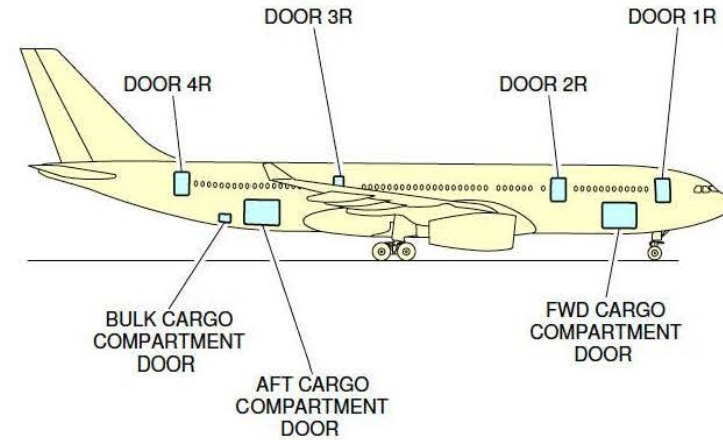
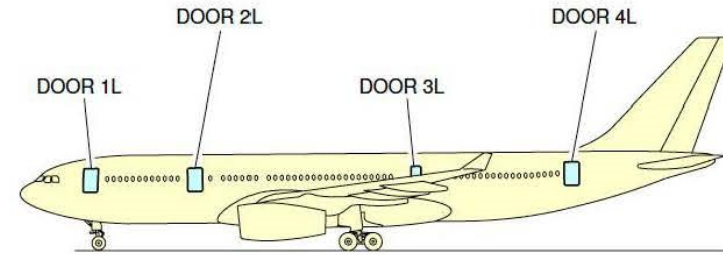
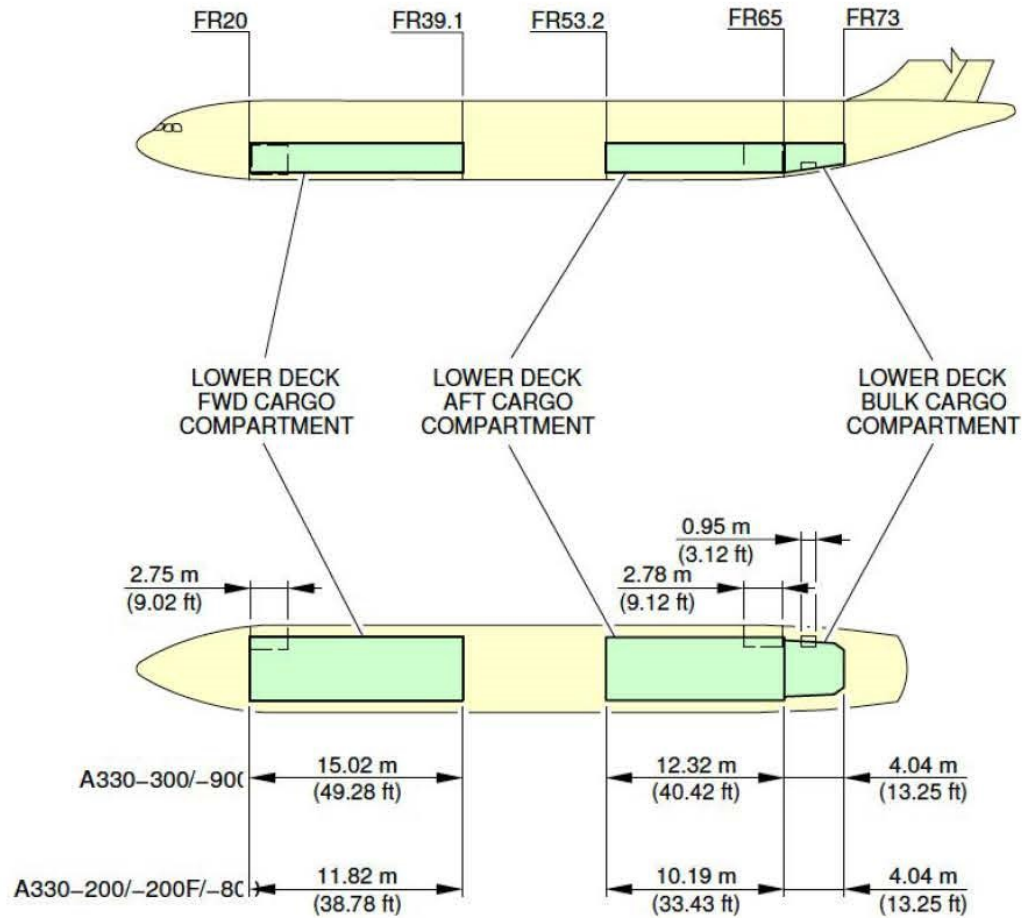


VIEW ON ARROW F
SCALE 1:25

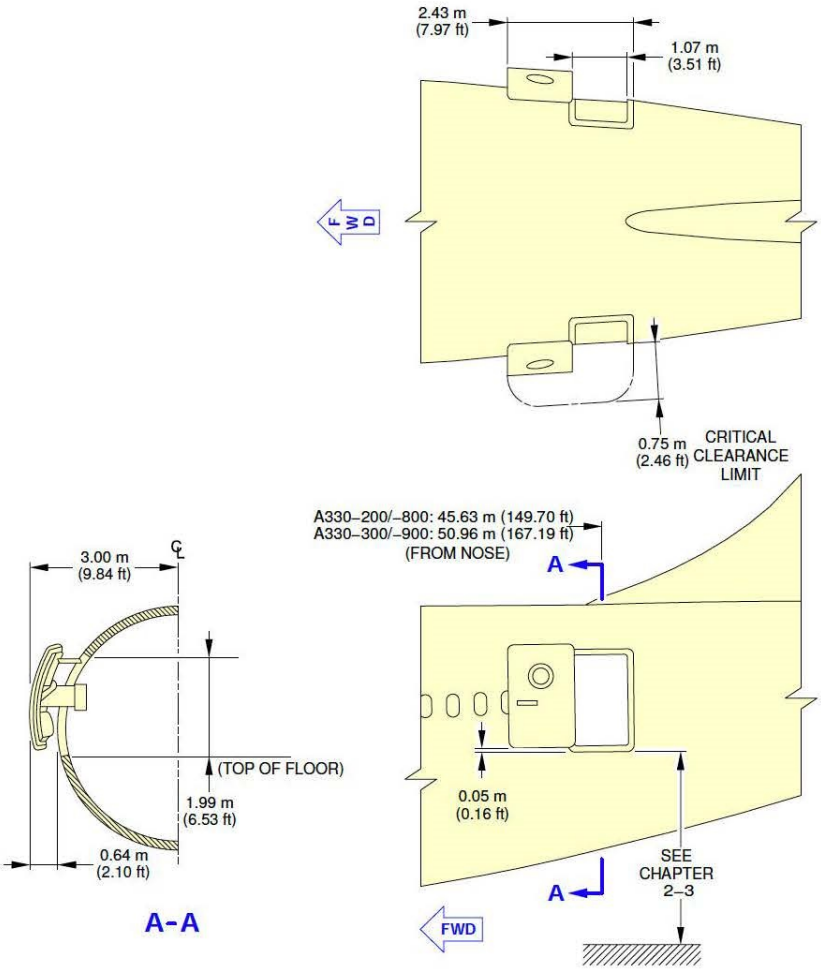
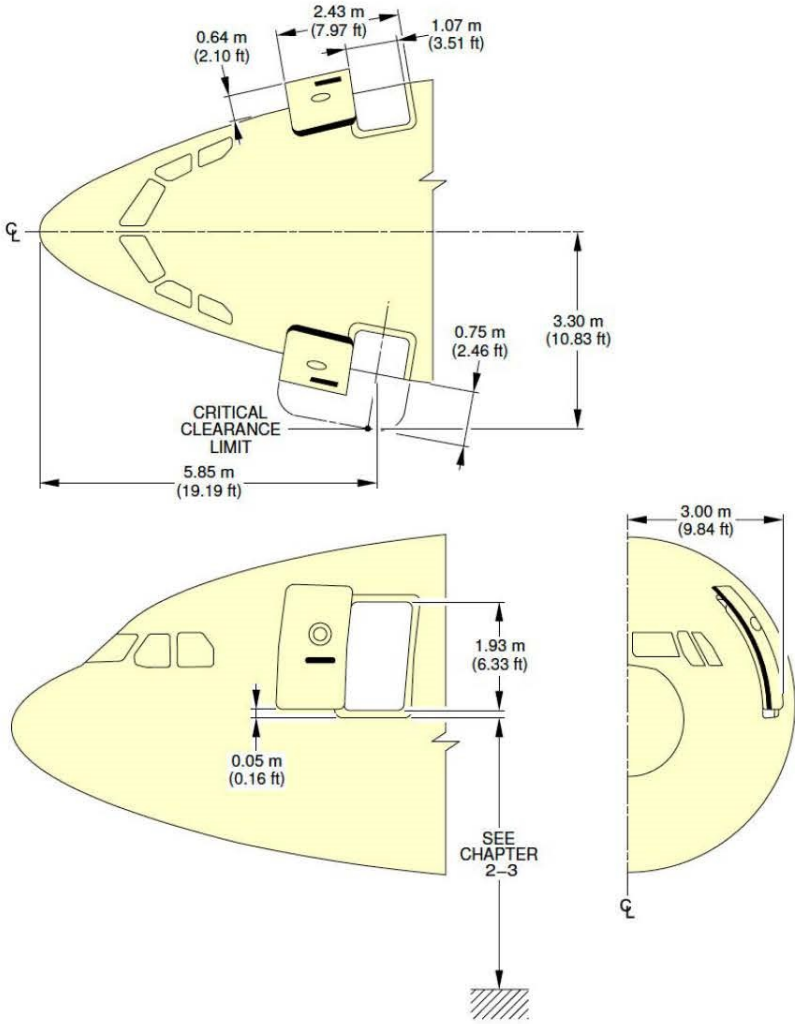


TITLE		LOPA		AVENSIS	
PROJECT CODE		ISSUE NO.		ISSUE DATE	
A332H	A1	AELF		250001-002	
SCALE		ISSUE		SHEET	
1:75		A		3 OF 3	

Lower Deck Cargo Bay Dimensions and Door Locations

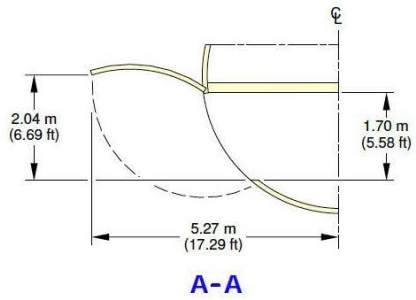
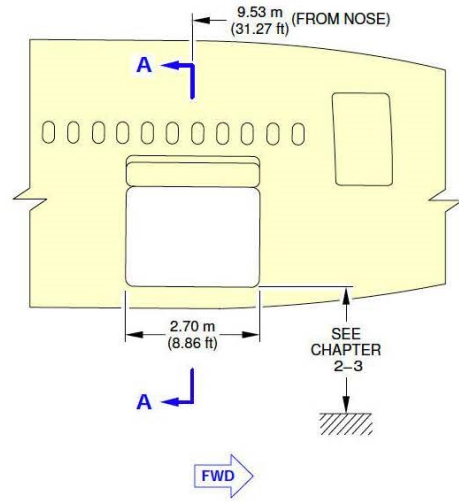


200 Passenger Door Dimensions

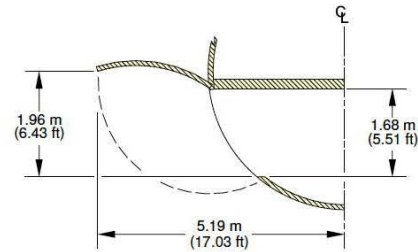
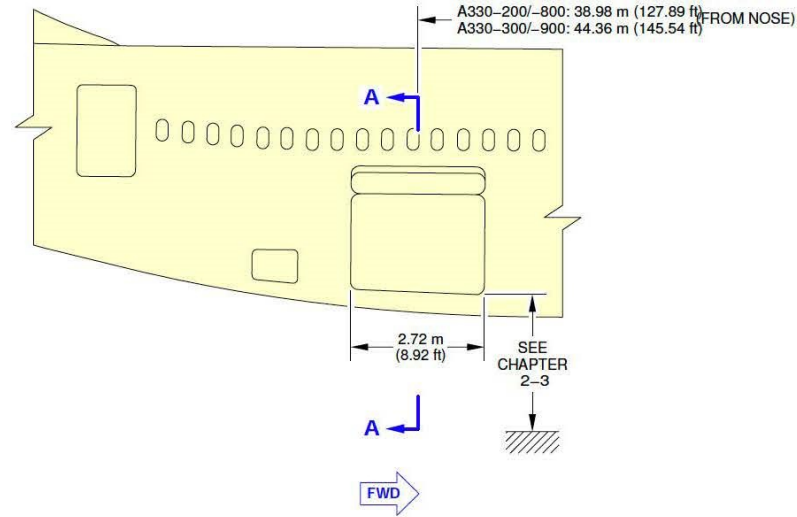


A330-200 Cargo Door Dimensions

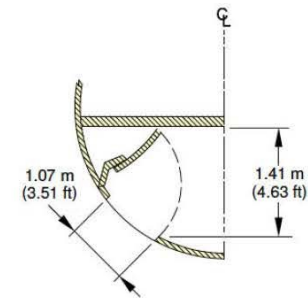
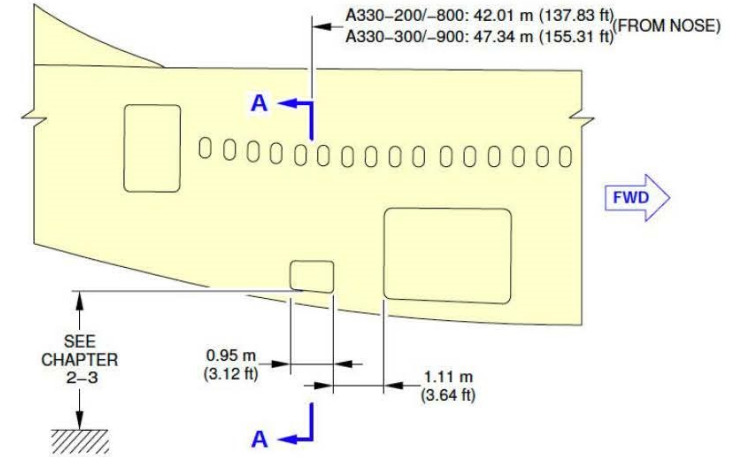
Fwd



Aft



Bulk



Airbus A330

General

A330-200
CF6-80E1A4 Engines
68,530lbs Thrust

Weights & Volumes

MTOW	233T
MLW	182T
OEW	114T
MZFW	170T
Fuel Capacity	114T
Max Payload	56T

Dimensions

Length	59M
Height	18M
Wingspan	60M

Lower Deck Cargo Capacity

Max Weight	37.5T
Containers	26x AKE / LD3
Pallets	8x PMC + 2x AKE