



True blue

FP Series Solar Street Garden Light

All-in-One, Adjustable, 4 Installation methods, Plug and Play Lighting.

FP Series is an all-in-one solar street lighting solution that delivers sustainable lighting without the burden of rising electricity cost and increasing carbon footprint.



FP Series Integrated Solar Street Light

The uniquely integrated design incorporates the LED light engine, adjustable photovoltaic panel and long lifespan LiFePO4 battery into one lighting system, thereby significantly simplifying installation and reducing cost – no trenching, no cabling or on site assembly required. An ideal plug and play system for off-grid applications.

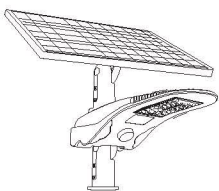
Features

- Auto ON/OFF, working 12hrs per night, 3-5 back up rainy days
- 2100-8000 lumens @ initial
- Use Bridgelux 5050 Led chip or Cree 3030 Led chip
- High LED Luminous efficiency up to 190-210lm/w
- Two light distributions available
150 x 70 for road lighting, 150 x 80 for area lighting. Lighting area expanded by 40%, lighting uniformity increase to 200%
- -20°C + 75°C operating temperature
- Post Top and side entry mounting
- 4 to 10 meters mounting height, fits standard pole ϕ 60mm

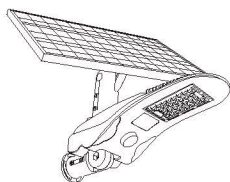
Benefits

- All-in-One adjustable design, plug and play, easy to install and maintains
- Innovative LiFePO4 battery allows more than 2000 deep cycles ensuring reduced maintenance and is eco-designed and fully recyclable
- Remoter + 5 working modes
- Luminaire body made from all die-casting aluminum, anti-corrosion
- Smart lighting management system optimizes lighting program and enhances battery lifespan
- Options: Wireless intelligent lighting management system

Product Dimension



550x270x200mm



600x170x200mm



Performance

Lighting Management. FP Series offers a smart lighting management system with different lighting programs available, such as:

- ☀ ON: Turn on the light
- ☹ OFF: Turn off the light
- 🕒 L: 2hrs-100%, 2hrs-70%, 8hrs-20%
- 🕒 T: 1hrs-50%, 4hrs-100%, 3hr-50%, 4hr-25%
- 🕒 S: 6hrs-100%, 6hrs-50%
- 🕒 M: 100% when detect any movement, 30% no movement
- 🕒 U: 2hrs-100%, 2hrs-70%, 2hr-50%; sensor start working, when detect movement 50% , 20% no movement.
- ⬇️ -20%: decrease 20% brightness based on original working mode
- ⬆️ + 20%: increase 20% brightness based on original working mode

Product details



Optional installation methods



Horizontal installation



Vertica installation



AC Type FP Series

Applications

Pathways, car parks, remote off-grid locations.



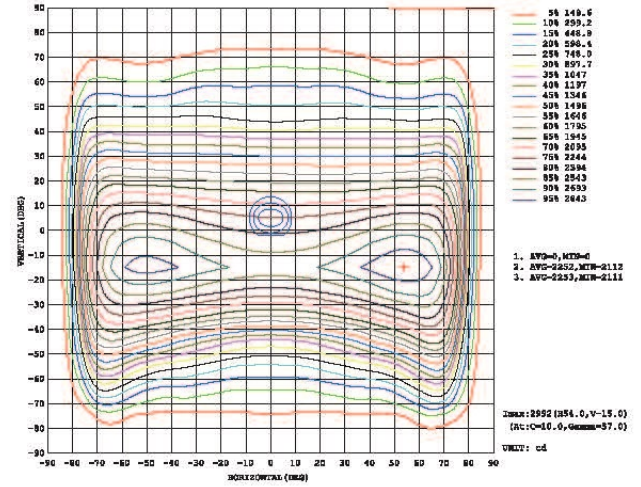
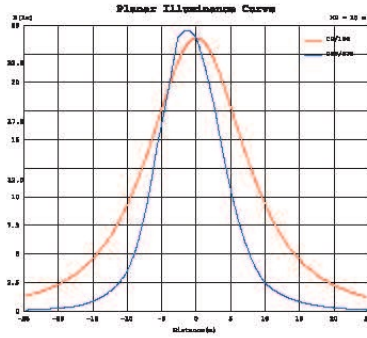
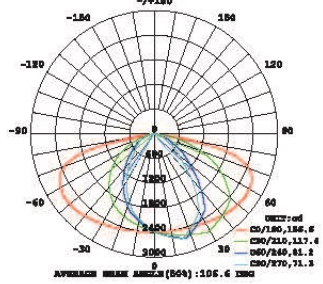
Light distribution curve

STREET LIGHT PHOTOMETRIC TEST REPORT (5050)

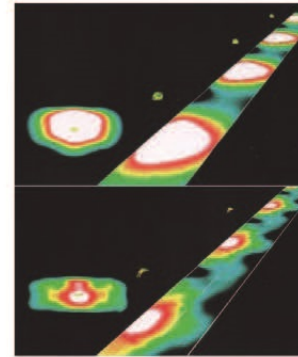
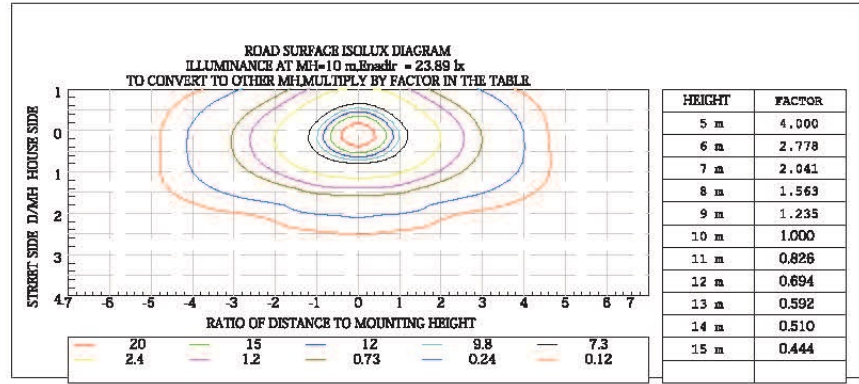
DATA OF LAMP		PHOTOMETRIC DATA Eff: 181.93 lm/W			
MODEL	LN8CLB SA2235	I _{max} (cd)	2986	h _{street_up} (%)	0.0
NOMINAL POWER(W)	40	LOF(%)	100.0	h _{street_down} (%)	58.8
RATED VOLTAGE(V)	48	TOTAL FLUX(lm)	7190	h _{house_up} (%)	0.0
NOMINAL FLUX(lm)	7199.97	MAXIMUM θ(C,g)	10,57.0	h _{house_down} (%)	41.2
LAMPS INSIDE	1	h _{up} (%)	0.0	76 FLASHAREA(m2)	0.00100
TEST VOLTAGE(V)	48	h _{down} (%)	100.0	SLI	21.325

STREETLIGHT ISOCANDELA DIAGRAM (5050)

INTENSITY DISTRIBUTION DIAGRAM IN C PLANS



Photometric analysis (FP-05A)



Type II suits general road lighting requirements. i.e country road, emergency exit, residential area.

Type III suits wide road lighting requirements. i.e express way, parking lot, shopping plaza, scenic park.

Technical Data

Product Code	Lumens	Mono Solar Panel	LiFePO ₄ Battery	Working Time	Colour Temp	Sensor	Weight (Kg)
FP-01A	2000lm	40W/18V	9AH/12.8V	12 hrs per night 3-5 rainy days	5000K	√ Microwave	12kg
FP-02A	3000lm	50W/18V	12AH/12.8V				14kg
FP-03A	4000lm	60W/18V	15AH/12.8V				15kg
FP-04A	5000lm	60W/18V	18AH/12.8V				16kg
FP-05A	6000lm	80W/18V	21AH/12.8V				16.7kg
FP-06A	8000lm	80W/18V	24AH/12.8V				17kg

Issue-June 2018



LED Smart

Due to continual product development, information is subject to change without notification

50,000 HOURS

IP67

ECO

17KG MAX.MASS

