

---

## AIRCRAFT SPECIFICATIONS

Date of Data: 2023-8-31

General Aircraft Specification	
Aircraft Type	B737-47Q
Serial No.	29915
Registration	B-2576
Manufacturer	Boeing
Date of Manufacture	1999.4
Engine Type	CFM56-3C
Total Airframe Hours	56069.42
Total Airframe Cycles	33673

Weight & Balance	
Maximum Take-Off Weight	139,000 lbs
Maximum Landing Weight	121,000 lbs
Maximum Zero Fuel Weight	113,000 lbs
Basic Empty Weight	71095.7 lbs
Fuel Capacity	19.956 L
ETOPS	N/A

---

**Maintenance Inspection Data**

Type of Check	Check Interval	Last Check Date	Next Check Date
16C-Check	4000FH	2020/10/12 52679FH	2024/03/01 56679FH
A-Check	250FH	2023/07/06 55971FH	2024/10/03 56190FH

**Engines**

Part Number	SN	TSN	CSN	TSLSV	CSLSV	MIN
CFM56-3C-1	858934	52789.73	32978	12146	6922	6656
CFM56-3C-1	858935	47364.21	29645	6825	4657	3865

---

### Engine LLP Report

<b>Part Number</b>	CFM56-3C-1	<b>Inst. on AC</b>	B-2576	<b>Position</b>	1		
<b>Serial Number</b>	858934						
<b>Current Thrust Rating</b>	22K	TAPRELSV	46325	TSLSV	12014.56	TSN	52789.73
		CAPRELSV	29071	CSLSV	6861	CSN	32978

No	Part Nomenclature	Part P/N	Part S/N	Part TSN	Part CSN	Cycles Run			Cycles Remaining			Cycle Limit			Note
						A	B	C	A	B	C	A	B	C	
211	BOOSTER SPOOL	335-009-306-0	PA281845	12145.73	6922	3015	3907	0	23078	23078	23078	30000	30000	30000	
213	FAN DISK	335-014-511-0	BC630049	12145.73	6922	3015	3907	0	22277	18490	14926	30000	24900	20100	
221	FAN SHAFT ASSY	335-006-414-0	DF962058	12145.73	6922	3015	3907	0	23078	23078	23078	30000	30000	30000	
312	HPC SHAFT	1275M37P02	GWN0KP0M	21360.73	13344	7222	6122	0	6656	6656	6656	20000	20000	20000	
313	HPC SPOOL STG 1&2	1589M66G02	GWN0KM0G	21360.73	13344	7222	6122	0	6656	6656	6656	20000	20000	20000	
314	HPC DISK STG 3	1590M59P01	XAEL8567	21360.73	13344	7222	6122	0	6656	6656	6656	20000	20000	20000	
315	HPC SPOOL STG 4-9	1588M89G03	GWN0KRK8	21360.73	13344	7222	6122	0	6656	6656	5258	20000	20000	15800	
316	ROTOR REAR AIR SEAL	1319M25P02	GFF5GPL7	12145.73	6922	3015	3907	0	12643	11379	9482	20000	18000	15000	
521	HPT FRONT SHAFT	1385M90P04	XAEL9603	12145.73	6922	3015	3907	0	12468	10785	10598	20000	17300	17000	
522	HPT FRONT AIR SEAL	1282M72P07	XAEM5634	12145.73	6922	3015	3907	0	12039	9511	9089	20000	15800	15100	
525	HPT DISK	1475M29P02	XAEL6152	12145.73	6922	3015	3907	0	12761	11804	10591	20000	18500	16600	
526	HPT REAR SHAFT	1864M91P02	TMT1AR38	21360.73	13344	7222	6122	0	6656	6656	6656	20000	20000	20000	
542	LPT DISK STG 1	301-331-126-0	BC989014	21360.73	13344	7222	6122	0	11656	11656	11656	25000	25000	25000	
543	LPT DISK STG 2	301-331-227-0	PA234816	21360.73	13344	7222	6122	0	11656	11656	11656	25000	25000	25000	
544	LPT DISK STG 3	301-331-322-0	DE258108	21360.73	13344	7222	6122	0	11656	11656	11656	25000	25000	25000	
545	LPT DISK STG 4	301-331-429-0	DE801442	21360.73	13344	7222	6122	0	11656	11656	11656	25000	25000	25000	
546	LPT ROTOR SUPP STG 3	305-056-116-0	DE689655	21360.73	13344	7222	6122	0	11656	11656	11656	25000	25000	25000	
551	LPT SHAFT	301-330-066-0	PA830381	12145.73	6922	3015	3907	0	23078	23078	23078	30000	30000	30000	
552	LPT STUB SHAFT	301-330-626-0	DE047758	21360.73	13344	7222	6122	0	11656	11656	11656	25000	25000	25000	

### Engine LLP Report

<b>Part Number</b>	CFM56-3C-1	<b>Inst. on AC</b>	B-2576	<b>Position</b>	2		
<b>Serial Number</b>	858935						
<b>Current Thrust Rating</b>	22K	TAPRELSV	44527	TSLSV	1786.04	TSN	47364.21
		CAPRELSV	27668	CSLSV	1115	CSN	29645

No	Part Nomenclature	Part P/N	Part S/N	Part TSN	Part CSN	Cycles Run			Cycles Remaining			Cycle Limit			Note
						A	B	C	A	B	C	A	B	C	
211	BOOSTER SPOOL	335-009-306-0	DE427258	11954.21	9741	4125	5616	0	20259	20259	20259	30000	30000	30000	
213	FAN DISK	335-014-511-0	BC076716	23124.21	16828	4125	11685	1018	10277	8530	6885	30000	24900	20100	
221	FAN SHAFT ASSY	335-006-414-0	DC549474	20936.21	15597	4125	10451	1021	14403	14403	14403	30000	30000	30000	
312	HPC SHAFT	1275M37P02	GWN0DR7E	23078.21	14143	10480	3663	0	5857	5857	5857	20000	20000	20000	
313	HPC SPOOL STG 1&2	1589M66G02	GWN0DPCT	23078.21	14143	10480	3663	0	5857	5857	5857	20000	20000	20000	
314	HPC DISK STG 3	1590M59P01	XAEH4686	23078.21	14143	10480	3663	0	5857	5857	5857	20000	20000	20000	
315	HPC SPOOL STG 4-9	1588M89G03	GWN0DGMA	23078.21	14143	10480	3663	0	5857	5857	4627	20000	20000	15800	
316	ROTOR REAR AIR SEAL	1319M25P02	GFF5CNT4	23078.21	14143	10480	3663	0	5450	4905	4087	20000	18000	15000	
521	HPT FRONT SHAFT	1385M90P04	XAEL9045	11954.21	9197	4125	5072	0	10011	8659	8509	20000	17300	17000	
522	HPT FRONT AIR SEAL	1282M72P07	XAEM5307	11369.21	7497	4113	3384	0	11603	9166	8760	20000	15800	15100	
525	HPT DISK	1475M29P03	GWN0DFEC	23078.21	14143	10480	3663	0	5560	5143	4614	20000	18500	16600	
526	HPT REAR SHAFT	1864M91P02	TMT2B302	23078.21	14143	10480	3663	0	5857	5857	5857	20000	20000	20000	
542	LPT DISK STG 1	301-331-126-0	BC627417	26574.21	20189	4113	16076	0	4811	4811	4811	25000	25000	25000	
543	LPT DISK STG 2	301-331-227-0	BB757607	27614.21	19854	13516	6338	0	5146	5146	5146	25000	25000	25000	
544	LPT DISK STG 3	301-331-322-0	BB197616	37394.21	21135	17751	3384	0	3865	3865	3865	25000	25000	25000	
545	LPT DISK STG 4	301-331-427-0	BA662808	28846.21	19102	12271	2787	4044	5898	5898	5898	25000	25000	25000	
546	LPT ROTOR SUPP STG	305-056-116-0	BA748891	28613.21	20249	12223	8026	0	4751	4751	4751	25000	25000	25000	
551	LPT SHAFT	301-330-067-0	F015757	44991.21	25442	5203	13956	6283	4558	4558	4558	30000	30000	30000	
552	LPT STUB SHAFT	301-330-626-0	DC996996	26574.21	20189	4113	16076	0	4811	4811	4811	25000	25000	25000	

---

**Landing Gear**

Part Number	Serial Number	Last OH	Intervals	CSN	Next Due
65-73761-119	MC04701P2378	2016/01/28	10years/21000CY	47581	2026/01/28
65-73761-120	MC04702P2378	2016/01/28	10years/21000CY	47581	2026/01/28
65-73762-21	T5069P2358	2016/01/28	10years/21000CY	44248	2026/01/28

**APU**


Part Number	Serial Number	Last OH	TSN	CSN
380428-10-1	P-100726	2019.05.24	36803.05	32362

**AVIONICS**

<b>Components</b>	<b>Part Number</b>	<b>Vendor</b>	<b>Qty</b>
IRU	HG1050AD10/HG1050AD09	HONEYWELL	2
ADC	501FAD1-1/ 4061100-901	SMITHS/ HONEYWELL	2
FCC	4051600-914	HONEYWELL	2
FMC	171497-05-01/176200-01-01	GE	2
VHF COMM RECEIVER	822-1047-003	ROCKWELL COLLINS	3
VHF NAV RECEIVER	822-0761-001	ROCKWELL COLLINS	2
ACARS MANAGEMEM UNIT	965-0758-001	HONEYWELL	1
A/T COMPUTER	755SUE2-4	SMITHS	1
EGPWC	965-0976-060-216-216	ROCKWELL COLLINS	1
TCAS	940-0351-001	HONEYWELL	1
EFIS SG	622-9436-101	ROCKWELL COLLINS	2
DAA	DG1035AB03	HONEYWELL	2
DFDAU	967-0212-002	HONEYWELL	1
WEATHER RADOR TRANSCEIVER	622-5132-633	ROCKWELL COLLINS	1
FIXED ELT	453-5002	ARTEX	1
PORTALBE ELT	S1823502-03	KANNAD	1

1 国家 Country CHINA		2 中国民用航空总局 CAAC <input type="checkbox"/> 符合性 Conformity <input checked="" type="checkbox"/> 适航性 Airworthiness 批准放行证书/适航批准标签 AUTHORIZED RELEASE CERTIFICATE/AIRWORTHINESS APPROVAL TAG					3 证书编号 Certificate Ref. No. 20130034	
4 单位 Organization 		MTU Maintenance Zhuhai Co. Ltd. 1 Tianke Road, Free Trade Zone 1 Tianke Road, Free Trade Zone 519030, Zhuhai, P.R.China Phone No.: +86 (0)756 8687806-114 Fax No.: +86 (0)756 8687901 Site: MUCMUXH					5 工作单/合同单/货单 WO-PSP / Contract/ Invoice 51.382.100 ER1109152	
6 序号 Item	7 内容 Description	8 件号 Part No.	9 适用性 Eligibility *	10 数量 Qty	11 系列号/批号 Serial/Batch No.	12 产品状态 Status/Work		
1	Fan Engine	CFM56-3C-1	NOT KNOWN	1	858934	REPAIRED		
13 备注 Remarks Engine was disassembled, cleaned, inspected, repaired, modified, reassembled and tested per CFM56-3 ESM Rev. 69 dated Dec 15, 2011, HU Workscope Instruction for ESN 858934, and CFMI WPG dated Feb 2012 and MTU / CFMI relevant documentations. See Summary of Performance for engine test details. See Module Incoming Inspection Reports for incoming inspection findings. See Module Shop Visit Reports for work performed on piece parts and modules. See AD-Note Status, Recorded Modification Sheet for incorporated ADs, SBs and Technical Orders. See Life Limited Parts List for LLP status. Outgoing BSI was performed i.a.w. MTU engine outgoing procedure. Engine was delivered with an Open item list and an Accessory list. Please see CDR No.2012/02849 for SPINNER FRONT CONE repair. Please see 51X, 53X module SVR for DER repair. Please see 09X 41X, 52X module SVR for PMA repair. See also FAA Form 8130-3 No.20130033, AAC-085 No.20130023 and FAA Form 337 No.20130022 dated Jan.30,2013. TSN:40644; CSN:26056. <p style="text-align: right;">Customer: Hainan Airlines</p>								
14 新产品 New Parts 兹声明上述产品除第13项的其它规定以外,已按照上述国家适航条例进行制造/检查,并且该产品(出口产品)符合经批准的型号设计资料和进口国提出的专用要求。 Certifies that the Part(s) identified above except as otherwise specified in block 13 was (were) manufactured/ inspected in accordance the airworthiness regulations of the stated country and/or in the case of parts to be exported with the approved design data and with the notified special requirements of the importing country.				15 使用过的产品 Used Parts 兹声明上述产品除第13项的其它规定外,已按照上述国家适航条例和进口国通知的特殊要求进行了工作,该产品处于安全可用状态可以批准放行使用。 Certifies that the work specified above except as otherwise specified in block 13 was carried out in accordance with the airworthiness regulations of the stated country and the notified special requirements of the importing country and in respect to that work. the part(s) is (are) in condition for safe operation and considered ready for release to service. (over)				
16 批准人签名 Signature 		18 批准日期 Date 30 Jan 2013		19 中国民航总局授权 Issued by or on behalf of the CAAC D.3025 联合维修管理认可编号 JMM Acceptance Number JMM056				
17 批准人姓名(打印的) Name (printed) Liu Rong								

1. Approving National Aviation Authority/Country: FAA/United States	<b>AUTHORIZED RELEASE CERTIFICATE</b> FAA Form 8130-3, AIRWORTHINESS APPROVAL TAG	3. Form Tracking Number: 20130033
--	--	--------------------------------------

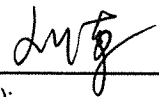

4. Organization Name and Address:	 MTU Maintenance Zhuhai Co. Ltd. 1 Tianke Road, Free Trade Zone 519030, Zhuhai, P.R.China	Repair Station Certificate No.: ZUUY862X Sita: MUCMUXH	Phone No. +86 (0)756 8687806-114 Fax No.: +86 (0)756 8687901	5. WO-PSP/Contract/Invoice Number: 51.382.100 ER1109152
-----------------------------------	--	--	---	---

6. Item:	7. Description:	8. Part Number:	9. Eligibility: *	10. Quantity:	11. Serial/Batch Number:	12. Status/Work:
1	Fan Engine	CFM56-3C-1	N/A	1	858934	REPAIRED

13. Remarks: Engine was disassembled, cleaned, inspected, repaired, modified, reassembled and tested per CFM56-3 ESM Rev. 69 dated Dec 15, 2011, HU Worksopce Instruction for ESN 858934, and CFMI WPG dated Feb 2012 and MTU / CFMI relevant documentations. See Summary of Performance for engine test details. See Module Incoming Inspection Reports for incoming inspection findings. See Module Shop Visit Reports for work performed on piece parts and modules. See AD-Note Status, Recorded Modification Sheet for incorporated ADs ,SBs and Technical Orders. See Life Limited Parts List for LLP status. Outgoing BSI was performed i.a.w. MTU engine outgoing procedure. Engine was delivered with an Open item list and an Accessory list. Please see CDR No.2012/02849 for SPINNER FRONT CONE repair. Please see 51X,53X module SVR for DER repair. Please see 09X 41X, 52X module SVR for PMA repair. See also AAC-038 No.20130034, AAC-085 No.20130023 and FAA Form 337 No.20130022 dated Jan.30,2013. TSN:40644; CSN:26056.

**Customer: Hainan Airlines**

14. Certifies the items identified above were manufactured in conformity to: <input type="checkbox"/> Approved design data and are in a condition for safe operation. <input type="checkbox"/> Non-approved design data specified in Block 13.	19. <input checked="" type="checkbox"/> 14 CFR 43.9 Return to Service <input type="checkbox"/> Other regulation specified in Block 13 Certifies that unless otherwise specified in Block 13, the work identified in Block 12 and described in Block 13 was accomplished in accordance with Title 14, Code of Federal Regulations, part 43 and in respect to that work, the items are approved for return to service.
--	---

15. Authorized Signature:	16. Approval/Authorization No.:	20. Authorized Signature: 	21. Approval/Certificate No.: ZUUY862X
17. Name (Typed or Printed):	18. Date (m/d/y):	22. Name (Typed or Printed): Liu Rong 	23. Date (m/d/y): Jan/30/2013


**User/Installer Responsibilities**

It is important to understand that the existence of this document alone does not automatically constitute authority to install the part/component/assembly.

Where the user/installer performs work in accordance with the national regulations of an airworthiness authority different than the airworthiness authority of the country specified in Block 1, it is essential that the user/installer ensures that his/her airworthiness authority accepts parts/components/assemblies from the airworthiness authority of the country specified in Block 1.

Statements in Blocks 14 and 19 do not constitute installation certification. In all cases, aircraft maintenance records must contain an installation certification issued in accordance with the national regulations by the user/installer before the aircraft may be flown.



1. 国家 Country <b>P.R. China</b>		2. 中国民用航空总局 CAAC <input type="checkbox"/> 符合性 Conformity <input checked="" type="checkbox"/> 适航性 Airworthiness			3. 证书编号 Certificate Ref. No. <b>30331500033369</b>	
4. 单位 Organization  <b>MTU Maintenance Zhuhai Co. Ltd.</b> <b>1, Tianke Road, Free Trade Zone</b> <b>519030, Zhuhai, P.R. China</b> <b>Phone No.: +86 756 8687-806 / Fax No.: +86 756 8687-901</b> <b>Sita: MUCMUXH</b>				5. 工作单/合同单/货单 Work Order/Contract/Invoice  <b>5115940088 ERY801DUK</b>		
6. 序号 Item	7. 内容 Description	8. 件号 Part No.	9. 适用性 Eligibility	10. 数量 Qty	11. 系列号/批号 Serial/Batch No.	12. 产品状态 Status/Work
<b>1</b>	<b>ENGINE CFM56-3</b>	<b>CFM56-3C-1</b>	<b>NOT KNOWN</b>	<b>1</b>	<b>858935</b>	<b>REPAIRED</b>
13. 备注 Remarks Engine was disassembled, cleaned, inspected, repaired, reassembled and tested per Y8 Engine Workscope of 858935 CFM56-3 ESM Rev.72 dated Dec.15,2014, WPG R03 dated Oct.2014, and all other MTU and CFMI documents. See Summary of Performance for engine test details. See Module Shop Visit Reports for work performed on parts and modules. See AD-Note Status, Recorded Modification Sheet for incorporated ADs, SBs and Technical Orders. See Life Limited Parts List for LLP status. Outgoing BSI performed i.a.w. MTU engine outgoing procedure. Engine delivered with Open Item List and Accessory List.  TSN:40 539 CSN:24 988  Reference Certification Numbers: 30331500033369, 30331500033370, 30331500033371, 30331500033372, 30331500033373  Customer: Yangtze River Express  Creator: Mingshan SHAO						
14. 新产品 New Parts <del>兹声明上述产品除第13项的其它规定以外, 已按照上述国家适航条例进行制造/检查, 并且该产品(出口产品)符合经批准的型号设计资料和进口国提出的专用要求。</del>  Certifies that the Part(s) identified above except as otherwise specified in block 13 was (were) manufactured/inspected in accordance with the airworthiness regulations of the stated country and/or in the case of parts to be exported with the approved design data and with the notified special requirements of the importing country.			15. 使用过的产品 Used Parts 兹声明上述产品除第13项的其它规定以外, 已按照上述国家适航条例和进口国通知的特殊要求进行了工作, 该产品处于安全可用状态可以批准放行使用。  Certifies that the work specified above except as specified in block 13 was carried out in accordance with the airworthiness regulations of the stated country and the notified special requirements of the importing country and in respect to that work, the part(s) is (are) in condition for safe operation and considered ready for release to service. (over)			
16. 批准人签名 Signature <b>邵明山</b>		18. 批准日期 Date <b>20-OCT-2015</b>		19. 中国民航总局授权 Issued by or on behalf of the CAAC  <b>D.3025</b>		
17. 批准人姓名(打印的) Name (Printed) <b>Mingshan SHAO, MTU-SZ 13</b>						

批准放行证书/适航批准标签

使用者/安装者职责

- (1) 必须明确: 本文件并不批准零件/组件/部件可以装到有关产品上。  
 (2) 当使用者/安装者使用的是所在国适航当局的条例, 而不是本表第1项中所指国家适航当局的条例时, 使用者/安装者必须保证所在国的适航当局能接受所指国家适航当局批准出口的零件/组件/部件。  
 (3) 表中第14项、第15项的陈述, 并不说明本表是安装批准。在所有情况下, 航空器使用前, 航空器使用者/安装者应把按本国适航条例颁发的安装批准放入维修记录中。

AUTHORIZED RELEASE CERTIFICATE/AIRWORTHINESS APPROVAL TAG

USER/INSTALLER RESPONSIBILITIES


- (1) It is important to understand that the existence of this document alone does not automatically constitute authority to install the part/component/assembly  
 (2) Where the user/installer works in accordance with the national regulations of an Airworthiness Authority different than the Airworthiness Authority of the country specified in block 1 it is essential that the user/installer ensure that his/her Airworthiness Authority accepts parts/components/assemblies from the Airworthiness Authority of the country specified in block 1  
 (3) Statements 14 and 15 do not constitute installation certification. In all cases the aircraft maintenance record must contain an installation certification issued in accordance with the national regulation by the user/installer before the aircraft may be flown.

\*参阅产品目录详细查找适用性

Cross-check eligibility for more details with parts catalogue

AAC-038 (12/94)

1. Approving Civil Aviation Authority/Country:  <p style="text-align: center;"><b>FAA/United States</b></p>	2. <h2 style="text-align: center;">AUTHORIZED RELEASE CERTIFICATE</h2> <p style="text-align: center;">FAA Form 8130-3, AIRWORTHINESS APPROVAL TAG</p>	3. Form Tracking Number:  <p style="text-align: center;"><b>30331500033373</b></p>
---	---	--

4. Organization Name and Address:  <p><b>MTU Maintenance Zhuhai Co. Ltd.</b>  <b>1, Tianke Road, Free Trade Zone</b>  <b>519030, Zhuhai, P.R. China</b>  <b>Phone No.: +86 756 8687-806 / Fax No.: +86 756 8687-901</b>  <b>Sita: MUCMUXH</b></p>	5. Work Order/Contract/Invoice Number:  <p style="text-align: center;"><b>5115940088      ERY801DUK</b></p>
---	---

6. Item:	7. Description:	8. Part Number:	9. Quantity:	10. Serial Number:	11. Status/Work:
<b>1</b>	<b>ENGINE CFM56-3</b>	<b>CFM56-3C-1</b>	<b>1</b>	<b>858935</b>	<b>REPAIRED</b>

12. Remarks: Engine was disassembled, cleaned, inspected, repaired, reassembled and tested per Y8 Engine Workscope of 858935 CFM56-3 ESM Rev.72 dated Dec.15,2014, WPG R03 dated Oct.2014, and all other MTU and CFMI documents.  
 See Summary of Performance for engine test details.  
 See Module Shop Visit Reports for work performed on parts and modules.  
 See AD-Note Status, Recorded Modification Sheet for incorporated ADs, SBs and Technical Orders.  
 See Life Limited Parts List for LLP status.  
 Outgoing BSI performed i.a.w. MTU engine outgoing procedure.  
 Engine delivered with Open Item List and Accessory List.

Customer:  
Yangtze River Expres

Creator:  
Mingshan SHAO

TSN:40 539      CSN:24 988

Reference Certification Numbers: 30331500033369, 30331500033370, 30331500033371, 30331500033372, 30331500033373

13a. Certifies the items identified above were manufactured in conformity to:  <input type="checkbox"/> Approved design data and are in a condition for safe operation.  <input type="checkbox"/> Non-approved design data specified in Block 12.	14a. <input checked="" type="checkbox"/> 14 CFR 43.9 Return to Service <input type="checkbox"/> Other regulation specified in Block 12  Certifies that unless otherwise specified in Block 12, the work identified in Block 11 and described in Block 12, was accomplished in accordance with Title 14, Code of Federal Regulations, part 43 and in respect to that work, the items are approved for return to service.
---	---


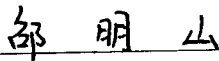
13b. Authorized Signature:	13c. Approval/Authorization No.:	14b. Authorized Signature:  <p style="text-align: center;">邵明山</p>	14c. Approval/Certificate No.:  <p style="text-align: center;"><b>ZUUY862X</b></p>
13d. Name (Typed or Printed):	13e. Date (dd/mmm/yyyy):	14d. Name (Typed or Printed):  <p style="text-align: center;"><b>Mingshan SHAO, MTU-SZ 13</b></p>	14e. Date (dd/mmm/yyyy):  <p style="text-align: center;"><b>20-OCT-2015</b></p>


**User/Installer Responsibilities**

It is important to understand that the existence of this document alone does not automatically constitute authority to install the aircraft engine/propeller/article.

Where the user/installer performs work in accordance with the national regulations of an airworthiness authority different than the airworthiness authority of the country specified in Block 1, it is essential that the user/installer ensures that his/her airworthiness authority accepts aircraft engine(s)/propeller(s)/article(s) from the airworthiness authority of the county specified in Block 1.

Statements in Blocks 13a and 14a do not constitute installation certification. In all cases, aircraft maintenance records must contain an installation certification issued in accordance with the national regulations by the user/installer before the aircraft may be flown.

1. Approving Competent Authority / Country <b>EASA</b>		2. <b>AUTHORISED RELEASE CERTIFICATE</b> <b>EASA FORM 1</b>			3. Form Tracking Number <b>30331500033371</b>	
4. Organisation Name and Address  <b>MTU Maintenance Zhuhai Co. Ltd.</b> <b>1, Tianke Road, Free Trade Zone</b> <b>519030, Zhuhai, P.R. China</b> <b>Phone No.: +86 756 8687-806 / Fax No.: +86 756 8687-901</b> <b>Sita: MUCMUXH</b>				5. Work Order/Contract/Invoice  <b>5115940088</b> <b>ERY801DUK</b>		
6. Item	7. Description	8. Part No.	9. Qty.	10. Serial No.	11. Status/Work	
<b>1</b>	<b>ENGINE CFM56-3</b>	<b>CFM56-3C-1</b>	<b>1</b>	<b>858935</b>	<b>REPAIRED</b>	
12. Remarks Engine was disassembled, cleaned, inspected, repaired, reassembled and tested per Y8 Engine Workscope of 858935 CFM56-3 ESM Rev.72 dated Dec.15,2014, WPG R03 dated Oct.2014, and all other MTU and CFMI documents. See Summary of Performance for engine test details. See Module Shop Visit Reports for work performed on parts and modules. See AD-Note Status, Recorded Modification Sheet for incorporated ADs, SBs and Technical Orders. See Life Limited Parts List for LLP status. Outgoing BSI performed i.a.w. MTU engine outgoing procedure. Engine delivered with Open Item List and Accessory List.  TSN:40 539      CSN:24 988  Reference Certification Numbers: 30331500033369, 30331500033370, 30331500033371, 30331500033372, 30331500033373  Customer: Yangtze River Express  Creator: Mingshan SHAO						
13a. Certifies that the items identified above were manufactured in conformity to:  <input type="checkbox"/> approved design data and are in a condition for safe operation  <input type="checkbox"/> non-approved design data specified in block 12			14a. <input checked="" type="checkbox"/> Part-145A.50 Release to Service <input type="checkbox"/> Other regulation specified in block 12  Certifies that unless otherwise specified in block 12, the work identified in block 11 and described in block 12, was accomplished in accordance with Part-145 and in respect to that work the items are considered ready for release to service.			
13b. Authorised Signature		13c. Approval/Authorisation Number	14b. Authorised Signature 		14c. Certificate/Approval Ref. No. <b>EASA.145.0106</b>	
13d. Name		13e. Date (dd mmm yyyy)	14d. Name <b>Mingshan SHAO, MTU-SZ 13</b>		14e. Date (dd mmm yyyy) <b>20-OCT-2015</b>	
<b>USER/INSTALLER RESPONSIBILITIES</b> This certificate does not automatically constitute authority to install the item(s). Where the user/installer performs work in accordance with regulations of an airworthiness authority different than the airworthiness authority specified in block 1, it is essential that the user/installer ensures that his/her airworthiness authority accepts items from the airworthiness authority specified in block 1. Statements in blocks 13a and 14a do not constitute installation certification. In all cases aircraft maintenance records must contain an installation certification issued in accordance with the national regulations by the user/installer before the aircraft may be flown.						

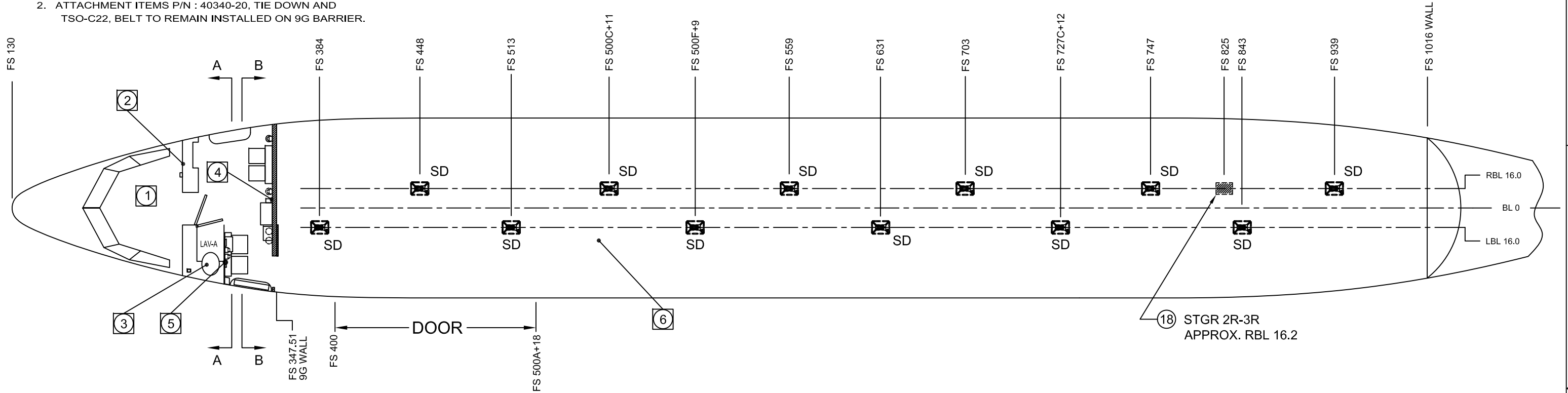


- FINAL -

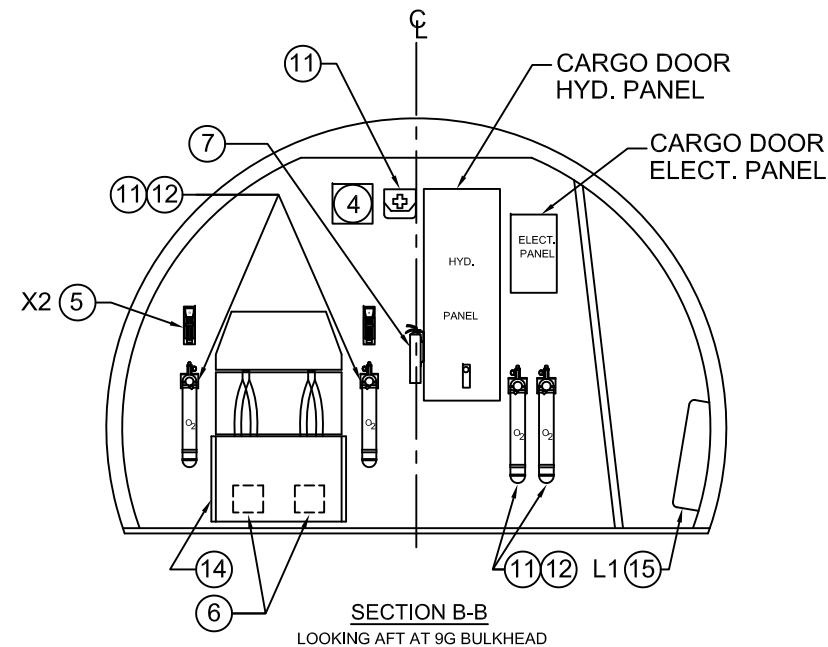
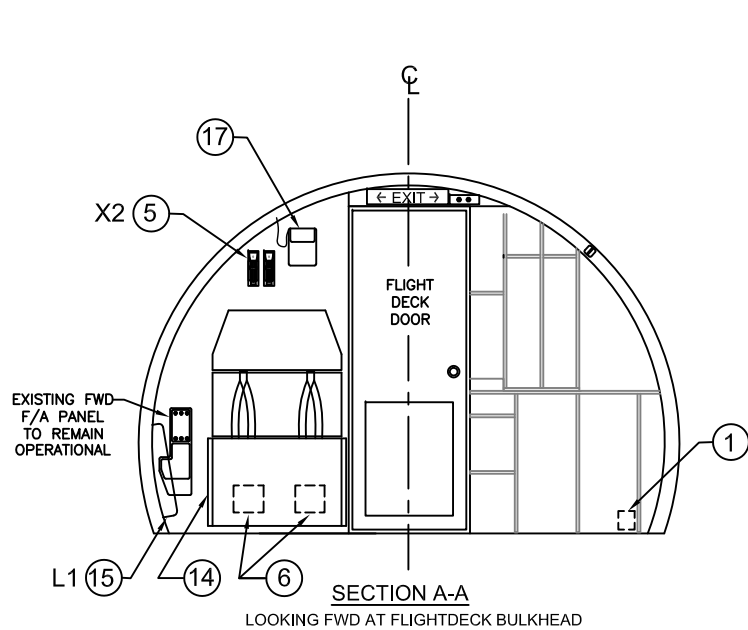
APPROVALS		DATE
DRAWN	A.Govin	02/12/15
CHECKED	DMM	02/18/15
APPROVED	DMM	02/18/15

**NOTES:** UNLESS OTHERWISE SPECIFIED

- THIS EMERGENCY EQUIPMENT LOCATION LIST IS EFFECTIVE FOR THE FOLLOWING AIRCRAFT:  
AIRCRAFT SERIAL NUMBER.  
 B737-400SF 29915
- ATTACHMENT ITEMS P/N : 40340-20, TIE DOWN AND TSO-C22, BELT TO REMAIN INSTALLED ON 9G BARRIER.



- |  |   |  |   |
|--|---|--|---|
| <p><b>1</b> COCKPIT</p> <p>4 SMOKE GOGLES<br/>4 LIFE VEST<br/>2 FLASHLIGHT<br/>1 BCF EXTINGUISHER<br/>1 GLOVES<br/>2 ESCAPE ROPE<br/>1 PBE<br/>1 AXE<br/>1 PORTABLE ELT XMTR</p> | <p><b>2</b> REAR SPACE BEHIND COCKPIT WALL</p> <p>FWD GALLEY RETAINED<br/>R1 ENTRY DOOR SLIDE REMOVED</p> | <p><b>4</b> 9g BARRIER FACE.</p> <p>1 F/A SEAT (-305AE RELOCATED)<br/>4 OXYGEN BOTTLES W/MASKS<br/>1 BCF EXTINGUISHER<br/>2 LIFE VEST<br/>2 FLASHLIGHT<br/>1 FIRST AID KIT (SIDE OF HYD PANEL)</p> | <p><b>5</b> F/A SEAT (-304AE RETAINED)</p> <p>2 FLASHLIGHTS.<br/>2 CREW LIFE VEST<br/>1 ESCAPE ROPE</p> |
| <p><b>3</b> LAVATORY</p> <p>1 DROP-DOWN OXYGEN MASK</p>  | <p><b>6</b> CARGO COMPT.</p> <p>12 SMOKE DETECTORS<br/>1 FIXED ELT XMTR</p>                               |  |   |



QTY	ZONE LOC.	DESCRIPTION	PART NO.	MATERIAL / SPECIFICATION	ITEM
1	6	FIXED ELT XMTR	453-004	ARTEX	18
1	5	ESCAPE ROPE	AE5964		17
2	3	DROP DOWN O <sub>2</sub> MASK W/GENERATOR	S417T401-25		16
1	L1	SLIDE	61620-468	AIRCRAUISER/ZODIAC	15
2	4, 5	ATTENDANT SEAT	2110-304AE (L1-RETAINED); 2100-305AE (9G-RELOCATED)	(AMI INDUSTRIES)	14
12	6	SMOKE DETECTOR, MODEL 602	8930-111B60L010	MEGGIT SAFETY SYSTEMS INC.	13
4	4	EMERGENCY OXYGEN BOTTLES W/MASKS	5500-C1A-BF23A (Bottles) / 28301-02 (Masks)	AVOX	12
1	4	FIRST AID KIT	S6-01-005-306	OR EQUIVALENT	11
2	1	FLASHLIGHT	P2-07-0003-001-214	DME CORP.	10
2	1	ESCAPE ROPE	232N4014-2		9
1	1	PBE	802300-14	BE AEROSPACE/AVOX	8
2	1, 4	BCF EXTINGUISHER	898052		7
8	1, 4, 5	CREW LIFE VEST	P0723-101		6
4	4, 5	FLASHLIGHT	P2-07-0003-001	DME CORP.	5
4	1	SMOKE GOGLES	MXP210-00	ZODIAC SERVICES	4
1	1	GLOVES	2993	OR EQUIVALENT	3
1	1	AXE	42D8331		2
1	1	PORTABLE ELT XMTR	500-27Y		1

AIRCRAFT TYPE: BOEING 737-400SF

UNLESS OTHERWISE SPECIFIED DIMENSIONS ARE IN INCHES

FRACTIONS ± 1/32	ANGULAR ± 0°30'	DECIMALS .X ± .1 .XX ± .03 .XXX ± .010
---------------------	--------------------	---

SCALE: NTS

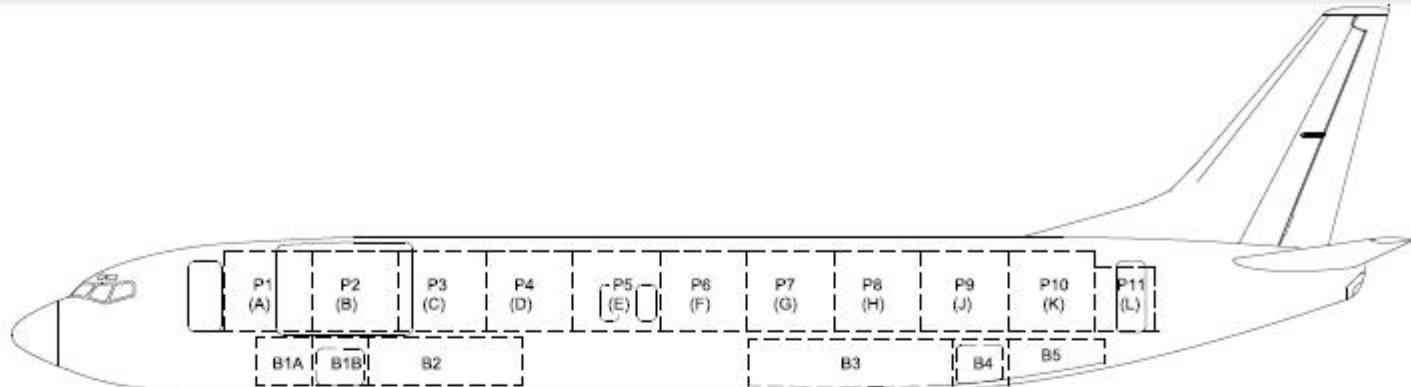
REMOVE ALL BURRS

TITLE: **EMERGENCY EQUIPMENT LOCATION**

Prepared for: **Yangtze River Airlines**

by: Aeronautical Engineers, Inc.

SIZE C DRAWING NO. LOPA400SF-001 REV - SHEET 1 OF 1



## POSITION WEIGHT AND CUMULATIVE WEIGHT LIMITS

Main Deck Cargo Compartment Position (Alternate Position Identification)												
	P1 (A)	P2 (B)	P3 (C)	P4 (D)	P5 (E)	P6 (F)	P7 (G)	P8 (H)	P9 (J)	P10 (K)	P11 (L)	
Position Weight Limit – 88x125 ULD	4,000 LB (1,814 KG)	6,500 LB (2,948 KG)	6,500 LB (2,948 KG)	6,500 LB (2,948 KG)	8,000 LB (3,628 KG)	8,000 LB (3,628 KG)	6,500 LB (2,948 KG)	6,500 LB (2,948 KG)	6,500 LB (2,948 KG)	3,750 LB (1,700 KG)		
Position Weight Limit – 88x108 ULD	3,400 LB (1,542 KG)	4,500 LB (2,041 KG)	4,500 LB (2,041 KG)	4,500 LB (2,041 KG)	5,500 LB (2,494 KG)	5,500 LB (2,494 KG)	4,500 LB (2,041 KG)	4,500 LB (2,041 KG)	4,500 LB (2,041 KG)	3,750 LB (1,700 KG)		
Position Weight Limit – 53x88 / 60x61.5 ULD											2,250 LB (1,020 KG)	
Position Weight Limit – 61.5x88 ULD											2,500 LB (1,133 KG)	
	<b>Zone</b>											
	1	2	3	4	5	6	7	8	9	10	11	
Cumulative Zone Weight Limit	4,000 LB (1,814 KG)									6,500 LB (2,948 KG)		
	10,500 LB (4,762 KG)								10,500 LB (4,762 KG)			
	17,000 LB (7,711 KG)							17,000 LB (7,711 KG)				
	23,500 LB (10,659 KG)					23,500 LB (10,659 KG)						
Main Deck Cargo/ 9g Barrier Limit (3)						46,000 LB (20,865 KG)						