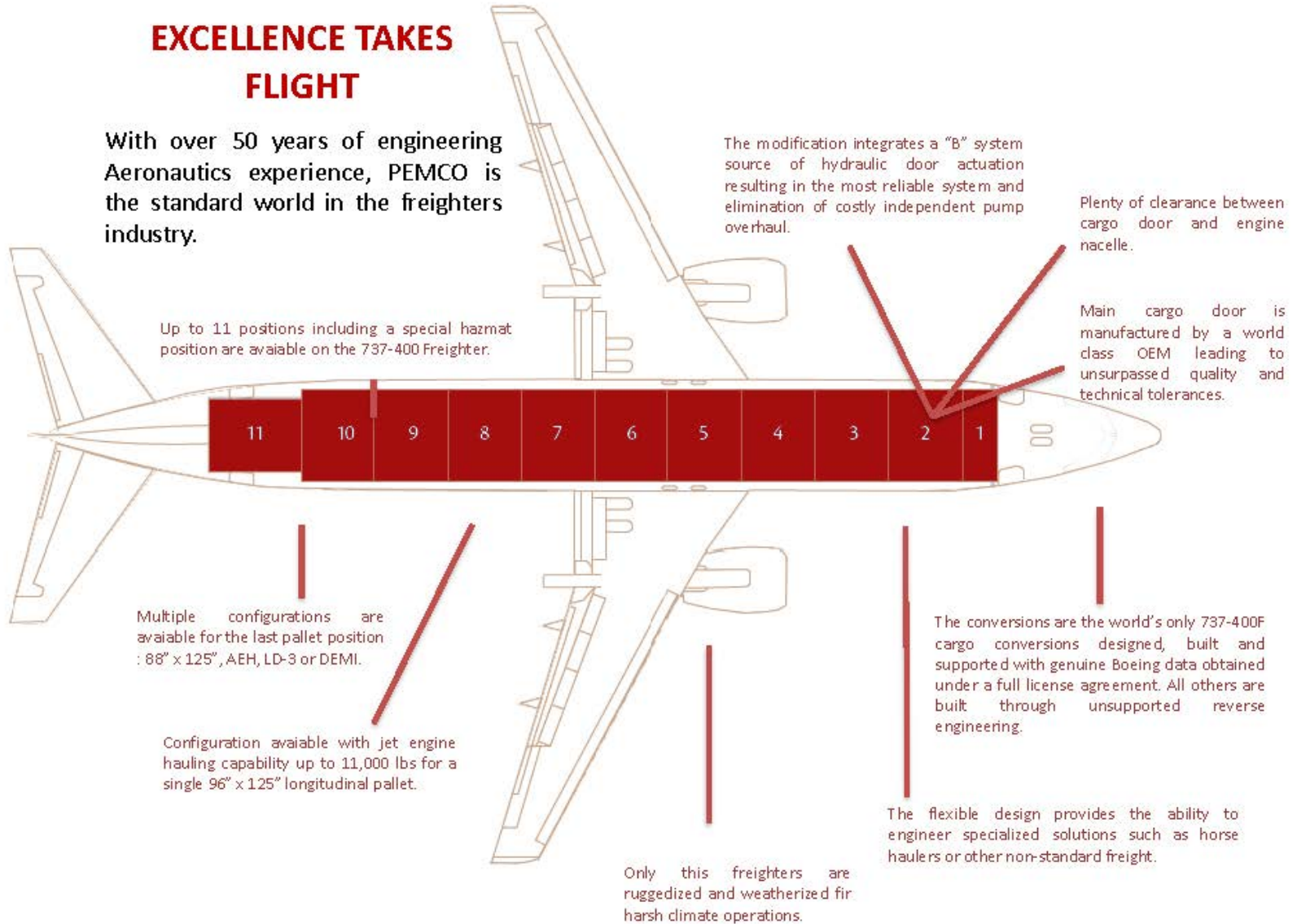




EXCELLENCE TAKES FLIGHT

With over 50 years of engineering Aeronautics experience, PEMCO is the standard world in the freighters industry.



Up to 11 positions including a special hazmat position are available on the 737-400 Freighter.

The modification integrates a "B" system source of hydraulic door actuation resulting in the most reliable system and elimination of costly independent pump overhaul.

Plenty of clearance between cargo door and engine nacelle.

Main cargo door is manufactured by a world class OEM leading to unsurpassed quality and technical tolerances.

Multiple configurations are available for the last pallet position : 88" x 125", AEH, LD-3 or DEMI.

Configuration available with jet engine hauling capability up to 11,000 lbs for a single 96" x 125" longitudinal pallet.

The conversions are the world's only 737-400F cargo conversions designed, built and supported with genuine Boeing data obtained under a full license agreement. All others are built through unsupported reverse engineering.

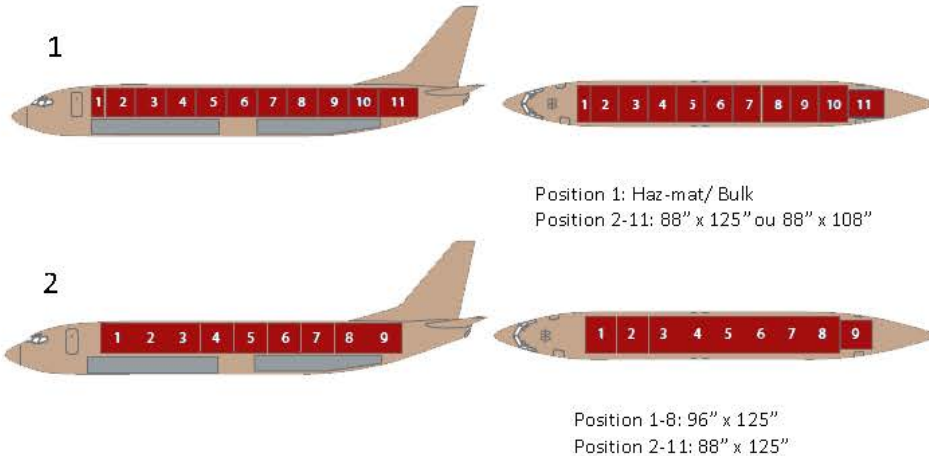
The flexible design provides the ability to engineer specialized solutions such as horse haulers or other non-standard freight.

Only this freighters are ruggedized and weatherized for harsh climate operations.

With its increased payload and volume capabilities, the 400F may be the most desirable sub-30 ton freighter yet. In response to increasing market demand, are two distinct options – A 11-position high yield freighter¹ and a full-freighter².

The 737-400F design includes all the latest design enhancements and upgrades plus increased high wind and wet weather capability, and increased pallet position weights. And, for the first time ever in a converted freighter, the 400F conversions have an unrivaled initial inspection threshold of 20,000 cycles following modification.

The 400F has an increased maximum Payload of 48,000lbs. without Boeing Weight upgrades.



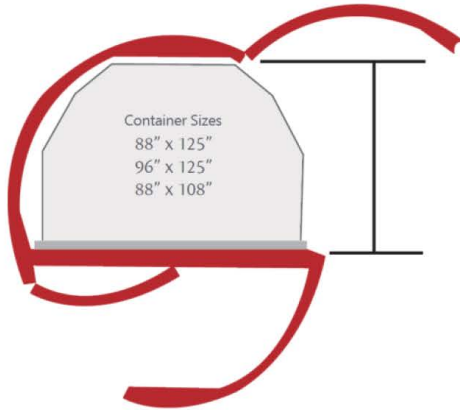
11 Positions - High Yield Freighter

The 400F High Yield can be loaded with 10 full size pallets plus one smaller Hazmat ULD with advanced floor reinforcement, enabling some of the highest position weights in the industry. Cargo handling system options are operator-configurable, with full-featured functionality, including 88" x 125" and 108" x 125" with over-rideable side restraints and a retractable sill protector.

9 Positions - 96X125 Freighter

The 400F Alternate High Density can be loaded with 8 full-size 96" x 125" positions plus one 88" x 125" positions with advanced floor reinforcements, enabling some of the highest position weights in the industry. Cargo handling system options are operator-configurable.

Main Deck Cargo Door
 140" W x 86.5"H
 (3.56m W x 2.19m H)



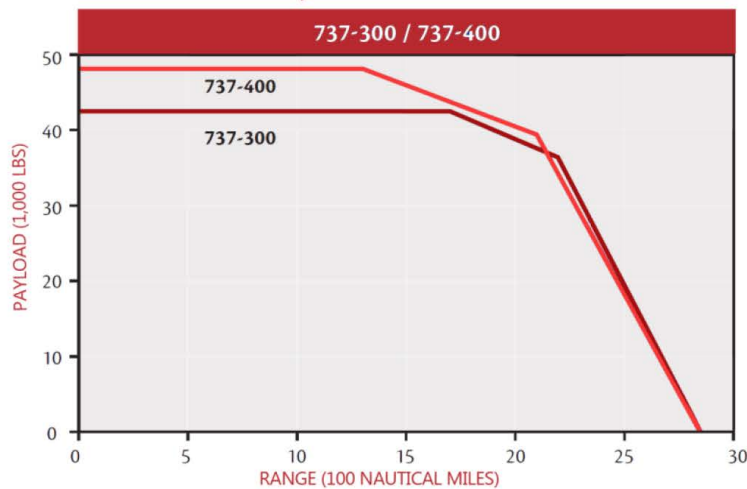
CONTAINER OPTIONS

	737-400
Full Size Container/ Pallet	88" x 125", 96" x 125" or 88" x 108"
Reduced Size Container/ Pallet	88" x 125", 62"x 88", 62"x 60", 88"x 53" or 96" x 60.4"
Reduced Size Container Types	Pallet, Demi, LD3, AEH, LD4
Main Deck Container Volume (ft ³)	Up to 4,600
Lower Deck Bulk Volume (ft ³)	Up to 1,373

WEIGHT PER POSITION

737-400F	HIGH YIELD FREIGHTER
Container/ Pallet Postion	Allowable Load
1	Up to 1,000 lbs.
2	6,000 lbs
3	6,000 lbs
4	6,000 lbs
5	9,200 lbs
6	9,200 lbs
7	6,000 lbs
8	6,000 lbs
9	6,000 lbs
10	6,000 lbs
11	5,000 lbs

PAYLOAD / RANGE COMPARISON



SPECIFICATIONS

737-400F High Yield

MAX. GROSS WEIGHT (lbs)	
Taxi	150,500
Takeoff	143,500
Landing	124,000
Zero Fuel Weight (Up To)	117,000
ENGINES	CFM56-3B2 ou CFM56-3C1
BASIC FUEL CAPACITY - US Gal. (No Aux. Tanks)	5,311
PASSENGER CAPACITY	-
CONTAINERS, PALLETS & VOLUMES	
Full Size Containers/ Pallets	10
Demis/ Pallets/ Bulk	1
Main Deck Container Volume (ft³)	4,600
Lower Deck Bulk Volume (ft ³)	1,373
PAYLOAD CAPABILITIES	
Max. Structural Payload (lbs)	Up to 48,000
RANGE	
Max. Range (nm) (5,311 gal standard fuel)	2,800
Range at Structural Limit (nm) (5,311 gal standard fuel)	1,350
Range at Volumetric Limit (nm) @ 7.5 lbs/ft ³ (Main deck volume; 5,311 gal fuel)	2,200

TRANSPORTE AÉREO S/A - LIFE LIMITED PARTS STATUS

ENG MODEL: CFM56-3C1
ESN: 722425
TSN: 55115,0
CSN: 32311
TSLSV: 2472,0
CSLSV: 1633

RJ, 23-nov-16

IIN	PART NAME	P/N	S/N	Total Time	Total Cys	CSN			Cycles limit			Remaning Cycles			First LLP(s)			Part Origin
						18-20K	22K	23.5K	18-20K	22K	23.5K	18-20K	22 K	23.5K	3B1	3B2	3C1	
211	Booster Spool	335-009-306-0	DC095490	13483,0	8585	6952	1633	0	30000	30000	30000	21410	21415	21415				21X22425
213	Stage 1 Front Disk	335-014-511-0	BB374943	19294,0	15608	8840	6768	0	30000	24900	20100	13340	10795	8399				21X22425
221	Fan Shaft	335-006-414-0	R025777	35533,0	21632	2735	18897	0	30000	30000	30000	8368	8368	8368				22X22425
312	HPC Front Shaft	1275M37P02	GWN0HK8J	7321,0	5035	0	5035	0	20000	20000	20000	14965	14965	14965				31X22425
313	HPC Stage 1-2 Spool	1589M66G02	GWN0A9AN	10520,0	6579	4946	1633	0	20000	20000	20000	13421	13421	13421				31X22425
314	HPC Stage 3 disk	1590M59P01	GWNBP935	31002,0	14842	0	14842	0	20000	20000	20000	5158	5158	5158				31X22425
315	HPC Stage 4-9 Spool	1590M29G01	GWN01A3J	21261,0	11025	9392	1633	0	20000	20000	15800	8975	8975	8975				31X22425
316	HPC Rear Air Seal	1319M25P02	GFF5E6NF	7321,0	5035	0	5035	0	20000	18000	15000	14587	12965	10532				31X22425
521	HPT Front Shaft	1385M90P04	XAEJ3529	7321,0	5035	0	5035	0	20000	17300	17000	14434	12265	12024				52X22425
522	HPT Front Air Seal	1282M72P05	GWN0187A	20430,0	13089	0	1633	0	20000	15800	15100	6911	5117	4818		X		52X22425
525	HPT Disk	1475M29P03	GWN0H710	7321,0	5035	0	5035	0	20000	18500	16600	14689	13465	11914				52X22425
526	HPT Rear Shaft	9514M71P07	TMTKA626	24490,0	16913	11451	5462	0	25000	20000	15800	7130	5377	3905				52X22425
542	LPT Stage 1 Disk	301-331-126-0	BB298780	23349,0	15758	14125	1633	0	25000	25000	18800	9242	9242	9242				54X22425
543	LPT Stage 2 Disk	301-331-227-0	BB446284	23349,0	15758	14125	1633	0	25000	25000	25000	9242	9242	9242				54X22425
544	LPT Stage 3 Disk	301-331-322-0	BB273326	23349,0	15758	14125	1633	0	25000	25000	25000	9242	9242	9242				54X22425
545	LPT Stage 4 Disk	301-331-427-0	DA482232	18432,0	18172	5946	12226	0	25000	25000	25000	6828	6828	6828				54X22425
546	LPT Conical Support	305-056-116-0	DA703649-M	18432,0	18172	5946	12226	0	25000	25000	25000	6828	6828	6828				54X22425
551	LPT Shaft	301-330-067-0	LA085324	19883,0	12599	10966	1633	0	30000	30000	30000	17401	17401	17401				55X22425
552	LPT Stub Shaft	301-330-626-0	BB876192	18631,0	14064	12431	1633	0	25000	25000	25000	10936	10936	10936				55X22425

	DISTANTE DO VENCIMENTO SUPERIOR A 100 DIAS, 100 HORAS E 100 CICLOS
	DE 100 A 30 DIAS, HORAS E CICLOS
	PROXIMO AO VENCIMENTO, DE 29 A 1 DIAS, HORAS E CICLOS
	VENCIDO

TRANSPORTE AEREO S/A - LIFE LIMITED PARTS STATUS

ENG MODEL: CFM56-3C1
ESN: 724430
TSN: 51147,0
CSN: 34475
TLSV: 2472,0
CSLSV: 1633

RJ, 23-nov-16

IIN	PART NAME	P/N	S/N	Total Time	CSN			D-7B	Cycles limit			D-7B	Remaning Cycles			First LLP(s)			Part Origin
					18-20K	22K	23.5K		18-20K	22K	23.5K		18-20K	22 K	23.5K	3B1	3B2	3C1	
211	Booster Spool	335-009-306-0	DA738765	25352,0	15659	5432	0		30000	30000	30000		8909	8909	8909				21X56207
213	Stage 1 Front Disk	335-014-511-0	DC095293	Unk	3075	5432	0		30000	24900	20100		20715	16916	13340				21X56207
221	Fan Shaft	335-006-414-0	DA481654	Unk	0	5432	0	11005	30000	30000	30000	30000	13563	13563	13563	13553			22X24430
312	HPC Front Shaft	1275M37P02	GWN03F9R	Unk	5134	8777	0		20000	20000	20000		6089	6089	6089				31X57237
313	HPC Stage 1-2 Spool	1589M66G02	GWNHM073	Unk	9780	8295	0		20000	20000	20000		1925	1925	1725		X		31X57237
314	HPC Stage 3 disk	1590M59P01	GWNJR775	27378,0	8184	9853	0		20000	20000	20000		1963	1963	1963				31X57237
315	HPC Stage 4-9 Spool	1588M89G03	GWNYG089	Unk	0	5432	0	12527	20000	20000	15800	20000	2041	2041	1269	2041			31X57237
316	HPC Rear Air Seal	1319M25P02	GFFR8KFH	21420,0	6372	9853	0		20000	18000	15000		2862	2424	1738				31X57237
521	HPT Front Shaft	1385M90P04	XEA35256	Unk	6169	8777	0		20000	17300	17000		3939	3187	3103				52X57422
522	HPT Front Air Seal	1282M72P05	GWN00WEP	Unk	6169	8777	0		20000	15800	15100		3155	2149	1982				52X57422
525	HPT Disk	1475M29P02	GWN03GC5	Unk	11861	5432	0		20000	18500	16600		2399	2097	1714				52X57422
526	HPT Rear Shaft	9514M71P07	TMTMS706	Unk	14920	5432	0		25000	20000	15800		3698	2632	1736				52X57422
542	LPT Stage 1 Disk	301-331-126-0	BB501066	Unk	5134	8777	0		25000	25000	18800		11089	11089	11089				54X25439
543	LPT Stage 2 Disk	301-331-227-0	BB473863	Unk	5134	8777	0		25000	25000	25000		11089	11089	11089				54X25439
544	LPT Stage 3 Disk	301-331-322-0	BB387420	Unk	5134	8777	0		25000	25000	25000		11089	11089	11089				54X25439
545	LPT Stage 4 Disk	301-331-429-0	BB472510	Unk	5134	8777	0		25000	25000	25000		11089	11089	11089				54X25439
546	LPT Conical Support	305-056-116-0	DB688024	Unk	5134	8777	0		25000	25000	25000		11089	11089	11089				54X25439
551	LPT Shaft	301-330-067-0	LAD83164	Unk	9929	5432	0		30000	30000	30000		14639	14639	14639				55X56207
552	LPT Stub Shaft	301-330-624-0	DB693572	Unk	5134	8777	0		25000	25000	25000		11089	11089	11089				55X56207

DISTANTE DO VENCIMENTO SUPERIOR A 100 DIAS, 100 HORAS E 100 CICLOS
DE 100 A 30 DIAS, HORAS E CICLOS
PROXIMO AO VENCIMENTO, DE 29 A 1 DIAS, HORAS E CICLOS
VENCIDO

23 NOV 2016

Odair Aguiar
 CTM / Planejamento
 CPF: 021.091.307-09
 Matr.: 00064


Flávio G. Ferreira
 CREA 36157-D
 Gerente de Engenharia



