

1998 Boeing 737-400F



General Aircraft Specification	
Aircraft Type	B737-47Q
Serial No.	
Date of Manufacture	1998.8
Engine Type	CFM56-3C
Total Airframe Hours	57,303.48
Total Airframe Cycles	34,681

Weight & Balance	
Maximum Take-Off Weight	139,000 lbs
Maximum Landing Weight	121,000 lbs
Maximum Zero Fuel Weight	113,000 lbs
Basic Empty Weight	71095.7 lbs
Fuel Capacity	19.956 L
ETOPS	N/A

Maintenance Inspection Data

Type of Check	Check Interval	Last Check Date	Next Check Date
16C-Check	4000FH	2020/08/09 53854FH	2024/01/27 57854FH
A Check	250FH	2023/07/02 57214FH	2023/09/21 57464FH

Engines

Part Number	SN	TSN	CSN	TSLSV	CSLSV	Remain
CFM56-3C-1		45207.67	24873	2509	1757	4373
CFM56-3C-1		48091.26	29492	9736	5453	5944

Engine LLP Report

Part Number	CFM56-3C-1	Inst. on AC	B-2501	Position	1			
Serial Number								
Current Thrust Rating	22K	TAPRELSV	42699	TSLSV	2397.6	TSN		45207.67
		CAPRELSV	23116	CSLSV	1707	CSN		24873

No	Part Nomenclature	Part P/N	Part S/N	Part TSN	Part CSN	Cycles Run				Cycles Remaining			Cycle Limit			Note
						A	B	C	2C-1	A	B	C	A	B	C	
211	BOOSTER SPOOL	335-009-306-0	DB082272	45207.67	24873	0	24873	0		5127	5127	5127	30000	30000	30000	
213	FAN DISK	335-014-511-0	DC094957	25386.67	21215	19458	1757	0		8425	6992	5644	30000	24900	20100	
221	FAN SHAFT ASSY	335-006-414-0	DB143053	45207.67	24873	0	24873	0		5127	5127	5127	30000	30000	30000	
312	HPC SHAFT	1275M37P02	GWN0FL03	20842.67	11309	9552	1757	4069		4622	4622	4622	20000	20000	20000	
313	HPC SPOOL STG 1&2	1589M66G02	GWN09309	28397.67	19696	6343	9284			4373	4373	4373	20000	20000	20000	
314	HPC DISK STG 3	1590M59P01	XAEH5389	20842.67	11309	9552	1757	4069		4622	4622	4622	20000	20000	20000	
315	HPC SPOOL STG 4-9	1588M89G03	GWN0E5CL	23204.67	17244	3891	9284	0		6825	6825	5391	20000	20000	15800	
316	ROTOR REAR AIR SEAL	1319M25P02	GFF5GJW7	8100.67	1757	0	1757	4069		12622	11360	9466	20000	18000	15000	
521	HPT FRONT SHAFT	1385M90P04	XAEJ3408	27345.67	17476	11650	1757			6318	5465	5370	20000	17300	17000	
522	HPT FRONT AIR SEAL	1282M72P07	XAEM5568	8100.67	5826	0	1757	4069		12386	9785	9351	20000	15800	15100	
525	HPT DISK	1475M29P03	XAEL4379	8100.67	1757	0	1757	4069		13198	12208	10954	20000	18500	16600	
526	HPT REAR SHAFT	1864M91P02	TMT3BU19	2508.67	1757	0	1757	0		18243	18243	18243	20000	20000	20000	
542	LPT DISK STG 1	301-331-126-0	DA703466	26844.67	16222	14465	1757	0		8778	8778	8778	25000	25000	25000	
543	LPT DISK STG 2	301-331-226-0	JN80312	39240.67	1757	0	1757	0	12789	7256	6932	5634	25000	24100	20500	
544	LPT DISK STG 3	301-331-322-0	BB245126	31582.67	19018	17261	1757	0		5982	5982	5982	25000	25000	25000	
545	LPT DISK STG 4	301-331-429-0	DD686391	7566.67	4928	3171	1757	0		20072	20072	20072	25000	25000	25000	
546	LPT ROTOR SUPP STG	305-056-116-0	DA865188	13793.67	8839	3567	5272	0		16161	16161	16161	25000	25000	25000	
551	LPT SHAFT	301-330-067-0	LA069432	45207.67	24873	0	24873	0		5127	5127	5127	30000	30000	30000	
552	LPT STUB SHAFT	301-330-626-0	BB459357	19723.67	13266	11509	1757	0		11734	11734	11734	25000	25000	25000	

Engine LLP Report

Part Number	CFM56-3C-1	Inst. on AC	B-2501	Position	2		
Serial Number							
Current Thrust Rating	22K	TAPRELSV	38355	TSLSV	9625.19	TSN	48091.26
		CAPRELSV	24039	C.SLSV	5403	CSN	29492

No	Part Nomenclature	Part P/N	Part S/N	Part TSN	Part CSN	Cycles Run			Cycles Remaining			Cycle Limit			Note
						A	B	C	A	B	C	A	B	C	
211	BOOSTER SPOOL	335-009-306-0	PA164953	9736.26	5453	0	5453	0	24547	24547	24547	30000	30000	30000	
213	FAN DISK	335-014-511-0	PA286482	9736.26	5453	0	5453	0	23430	19447	15698	30000	24900	20100	
221	FAN SHAFT ASSY	335-006-414-0	DF803320	9736.26	5453	0	5453	0	24547	24547	24547	30000	30000	30000	
312	HPC SHAFT	1275M37P02	NCE146JP	9736.26	5453	0	5453	0	14547	14547	14547	20000	20000	20000	
313	HPC SPOOL STG 1&2	1589M66G02	GWN0JDEH	18827.26	10889	1510	9379	0	9111	9111	9111	20000	20000	20000	
314	HPC DISK STG 3	1590M59P01	XAEL8761	18827.26	10889	1510	9379	0	9111	9111	9111	20000	20000	20000	
315	HPC SPOOL STG 4-9	1588M89G03	GWN0LC2P	18827.26	10889	1510	9379	0	9111	9111	7197	20000	20000	15800	
316	ROTOR REAR AIR SEAL	1319M25P02	GFF5EG94	18827.26	10889	1510	9379	0	8068	7262	6051	20000	18000	15000	
521	HPT FRONT SHAFT	1385M90P04	XAEL9134	18827.26	10889	1510	9379	0	7647	6614	6500	20000	17300	17000	
522	HPT FRONT AIR SEAL	1282M72P07	XAEM5803	9736.26	5453	0	5453	0	13097	10347	9888	20000	15800	15100	
525	HPT DISK	1475M29P03	XAEL4393	9736.26	5453	0	5453	0	14104	13047	11707	20000	18500	16600	
526	HPT REAR SHAFT	1864M91P02	TMT1AR47	18827.26	10889	1510	9379	0	9111	9111	9111	20000	20000	20000	
542	LPT DISK STG 1	301-331-126-0	PA241890	18827.26	10889	1510	9379	0	14111	14111	14111	25000	25000	25000	
543	LPT DISK STG 2	301-331-227-0	BC828611	18827.26	10889	1510	9379	0	14111	14111	14111	25000	25000	25000	
544	LPT DISK STG 3	301-331-322-0	BC878211	18827.26	10889	1510	9379	0	14111	14111	14111	25000	25000	25000	
545	LPT DISK STG 4	301-331-429-0	DE691421	18827.26	10889	1510	9379	0	14111	14111	14111	25000	25000	25000	
546	LPT ROTOR SUPP STG 3	305-056-116-0	DD334222	18827.26	10889	1510	9379	0	14111	14111	14111	25000	25000	25000	
551	LPT SHAFT	301-330-066-0	PA824037	9736.26	5453	0	5453	0	24547	24547	24547	30000	30000	30000	
552	LPT STUB SHAFT	301-330-626-0	DE678667	18827.26	10889	1510	9379	0	14111	14111	14111	25000	25000	25000	

Landing Gear

Part Number	Serial Number	Last OH	Intervals	CSN	Next Due
65-73761-119	XC93232	2022/12/03	10years/ 10592CY	64408	2032/12/02
65-73761-120	XC92866	2022/12/03	10years/21000CY	60288	2032/12/02
65-73762-21	369565	2022/12/03	10years/ 4617CY	43321	2032/12/02

APU

Part Number	Serial Number	Last OH	TSN	CSN
380428-10-1	P-100979	2021.03.31	34708.65	33661

AVIONICS

Components	Part Number	Vendor	Qty
IRU	HG1050AD10/HG1050AD09	HONEYWELL	2
ADC	501FAD1-1/ 4061100-901	SMITHS/ HONEYWELL	2
FCC	4051600-914	HONEYWELL	2
FMC	171497-05-01/176200-01-01	GE	2
VHF COMM RECEIVER	822-1047-003	ROCKWELL COLLINS	3
VHF NAV RECEIVER	822-0761-001	ROCKWELL COLLINS	2
ACARS MANAGEMEM UNIT	965-0758-001	HONEYWELL	1
A/T COMPUTER	755SUE2-4	SMITHS	1
EGPWC	965-0976-060-216-216	ROCKWELL COLLINS	1
TCAS	940-0351-001	HONEYWELL	1
EFIS SG	622-9436-101	ROCKWELL COLLINS	2
DAA	DG1035AB03	HONEYWELL	2
DFDAU	967-0212-002	HONEYWELL	1
WEATHER RADOR TRANSCEIVER	622-5132-633	ROCKWELL COLLINS	1
FIXED ELT	453-5002	ARTEX	1
PORTALBE ELT	S1823502-03	KANNAD	1



ENGINE MAINTENANCE REPORT

Customer:

Engine Type:

Engine S/N:

Date:

Prepared by:

Liu Wenwei
Documentation

Checked by:

Chen Chao
Quality Engineering

Notified by:

Jin Hongnan
Customer Support

MTU W.O.: 51.258.400

Customer P.O.: ERY80B8Y9

1. 国家 Country China 中国	2. 中国民用航空总局 CAAC	<input type="checkbox"/> 符合性 Conformity	<input checked="" type="checkbox"/> 适航性 Airworthiness	3. 证书编号 Certificate Ref. No. 30332000032078
----------------------------------	---------------------	--	--	---

批准放行证书/适航批准标签
AUTHORIZED RELEASE CERTIFICATE/AIRWORTHINESS APPROVAL TAG

4. 单位 Organization 	珠海保税区摩天宇航空发动机维修有限公司 中国广东省珠海市保税 区天科路一号 519030 D.300025	MTU Maintenance Zhuhai Co. Ltd. 1, Tianke Road, Free Trade Zone 519030, Zhuhai, P.R. China Phone No.: +86 756 8687-806 / Fax No.: +86 756 8687-901	5. 工作单/合同单/货单 Work Order/Contract/Invoice 5125840088 ERY80B8Y9
---	--	---	---

6. 序号 Item	7. 内容 Description	8. 件号 Part No.	9. 适用性 Eligibility	10. 数量 Qty	11. 系列号/批号 Serial/Batch No.	12. 产品状态 Status/Work
1	ENGINE CFM56-3	CFM56-3C-1	NOT KNOWN	1	860129	REPAIRED

13. 备注 Remarks	<p>Engine was disassembled, cleaned, inspected, repaired, reassembled and tested per Y8 Engines Workscope of 860129 CFM56-3 ESM Rev.77 dated Dec 15, 2019 WPG R04 dated January 2017, and all other MTU and CFMI documents. See Module Shop Visit Reports for work performed on piece parts and modules. See Life Limited Parts List for LLP status. See Summary of Performance Test for engine test details. See AD-Note Status and Recorded Modification Sheet for incorporated ADs, SBs and Technical Orders. Engine outgoing BSI performed I.A.W MTU Full Video outgoing BSI procedures. Engine was delivered with an Open Item List and an Accessory List.</p> <p>TSN: 45974 CSN: 28135 Reference Certification Numbers: 30332000032078, 30332000032079</p>	<p>Customer: Yangtze River Express</p> <p>Creator: WenWei LIU</p>
-------------------	--	---

~~14. 新产品 New Parts~~


~~兹声明上述产品除第13项的其它规定以外, 已按照上述国家适航条例进行制造/检查, 并且该产品(出口产品)符合经批准的型号设计资料和进口国提出的专用要求。~~

~~Certifies that the Part(s) identified above except as otherwise specified in block 13 was (were) manufactured/inspected in accordance with the airworthiness regulations of the stated country and/or in the case of parts to be exported with the approved design data and with the notified special requirements of the importing country.~~

15. 使用过的产品 Used Parts

兹声明上述产品除第13项的其它规定以外, 已按照上述国家适航条例和进口国通知的特殊要求进行了工作, 该产品处于安全可用状态可以批准放行使用。

Certifies that the work specified above except as specified in block 13 was carried out in accordance with the airworthiness regulations of the stated country and the notified special requirements of the importing country and in respect to that work, the part(s) is (are) in condition for safe operation and considered ready for release to service. (over)

16. 批准人签名 Signature 	18. 批准日期 Date 16-NOV-2020
17. 批准人姓名(打印的) Name (Printed) CHEN, CHAO, MTU-SZ 23	

19. 中国民航总局授权
Issued by or on behalf of the CAAC
D.300025 & JMM NO.:JMM056

批准放行证书/适航批准标签

使用者/安装者职责

- (1) 必须明确: 本文件并不批准零件/组件/部件可以装到有关产品上。
- (2) 当使用者/安装者使用的是所在国适航当局的条件, 而不是本表第1项中所指国家适航当局的条件时, 使用者/安装者必须保证所在国的适航当局能接受所指国家适航当局批准出口的零件/组件/部件。
- (3) 表中第14项、第15项的陈述, 并不说明本表是安装批准。在所有情况下, 航空器使用前, 航空器使用者/安装者应按本国适航条例颁发的安装批准放入维修记录中。

*参阅产品目录详细查找适用性 Cross-check eligibility for more details with parts catalogue

AAC-038 (12/94)

AUTHORIZED RELEASE CERTIFICATE/AIRWORTHINESS APPROVAL TAG

USER/INSTALLER RESPONSIBILITIES

- (1) It is important to understand that the existence of this document alone does not automatically constitute authority to install the part/component/assembly
- (2) Where the user/installer works in accordance with the national regulations of an Airworthiness Authority different than the Airworthiness Authority of the country specified in block 1 it is essential that the user/installer ensure that his/her Airworthiness Authority accepts parts/components/assemblies from the Airworthiness Authority of the country specified in block 1
- (3) Statements 14 and 15 do not constitute installation certification. In all cases the aircraft maintenance record must contain an installation certification issued in accordance with the national regulation by the user/installer before the aircraft may be flown.

1. Approving Civil Aviation Authority/Country: <p style="text-align: center;">FAA/United States</p>	2. <h2 style="text-align: center;">AUTHORIZED RELEASE CERTIFICATE</h2> <p style="text-align: center;">FAA Form 8130-3, AIRWORTHINESS APPROVAL TAG</p>	3. Form Tracking Number: <p style="text-align: center;">30332000032079</p>
---	---	--

4. Organization Name and Address: MTU Maintenance Zhuhai Co. Ltd. 1, Tianke Road, Free Trade Zone 519030, Zhuhai, P.R. China Phone No.: +86 756 8687-806 / Fax No.: +86 756 8687-901 ZUUY862X	5. Work Order/Contract/Invoice Number: <p style="text-align: center;">5125840088 ERY80B8Y9</p>
--	---



6. Item:	7. Description:	8. Part Number:	9. Quantity:	10. Serial Number:	11. Status/Work:
1	ENGINE CFM56-3	CFM56-3C-1	1	860129	REPAIRED


12. Remarks: Engine was disassembled, cleaned, inspected, repaired, reassembled and tested per Y8 Engines Worksopce of 860129 CFM56-3 ESM Rev.77 dated Dec 15, 2019 WPG R04 dated January 2017, and all other MTU and CFMI documents. See Module Shop Visit Reports for work performed on piece parts and modules. See Life Limited Parts List for LLP status. See Summary of Performance Test for engine test details. See AD-Note Status and Recorded Modification Sheet for incorporated ADs, SBs and Technical Orders. Engine outgoing BSI performed I.A.W MTU Full Video outgoing BSI procedures. Engine was delivered with an Open Item List and an Accessory List.

Customer:
Yangtze River Express

Creator:
WenWei LIU

TSN: 45974 CSN: 28135
Reference Certification Numbers: 30332000032078, 30332000032079

13a. Certifies the items identified above were manufactured in conformity to: <input type="checkbox"/> Approved design data and are in a condition for safe operation. <input type="checkbox"/> Non-approved design data specified in Block 12.	14a. <input checked="" type="checkbox"/> 14 CFR 43.9 Return to Service <input type="checkbox"/> Other regulation specified in Block 12 Certifies that unless otherwise specified in Block 12, the work identified in Block 11 and described in Block 12, was accomplished in accordance with Title 14, Code of Federal Regulations, part 43 and in respect to that work, the items approved for return to service.
---	---

13b. Authorized Signature:	13c. Approval/Authorization No.:	14b. Authorized Signature: 	14c. Approval/Certificate No.: ZUUY862X
13d. Name (Typed or Printed):	13e. Date (dd/mmm/yyyy):	14d. Name (Typed or Printed): CHEN, CHAO, MTU-SZ 23	14e. Date (dd/mmm/yyyy): 16-NOV-2020



User/Installer Responsibilities

It is important to understand that the existence of this document alone does not automatically constitute authority to install the aircraft engine/propeller/article.

Where the user/installer performs work in accordance with the national regulations of an airworthiness authority different than the airworthiness authority of the country specified in Block 1, it is essential that the user/installer ensures that his/her airworthiness authority accepts aircraft engine(s)/propeller(s)/article(s) from the airworthiness authority of the county specified in Block 1.

Statements in Blocks 13a and 14a do not constitute installation certification. In all cases, aircraft maintenance records must contain an installation certification issued in accordance with the national regulations by the user/installer before the aircraft may be flown.



ENGINES DIVISION
Bedek Aviation Group
ISRAEL AEROSPACE INDUSTRIES LTD

CFM56 Engineering
Engine Condition
Report

Customer	Engine Type	Serial No.	Report Date
	CFM56-3C1		21.12.2020

CFM56 ENGINEERING SHOP VISIT REPORT

CUSTOMER:

Bedek MRO Lease

ENGINE TYPE: CFM56-3C1

SERIAL No.: _____

Prepared by:

Alon Grinberg, CFM56 Powerplant Engineer

Date:

December 21st, 2020



Customer	Engine Type	Serial No.	Report Date
Bedek MRO Lease	CFM56-3C1		21.12.2020

1. Engine & SV Data:

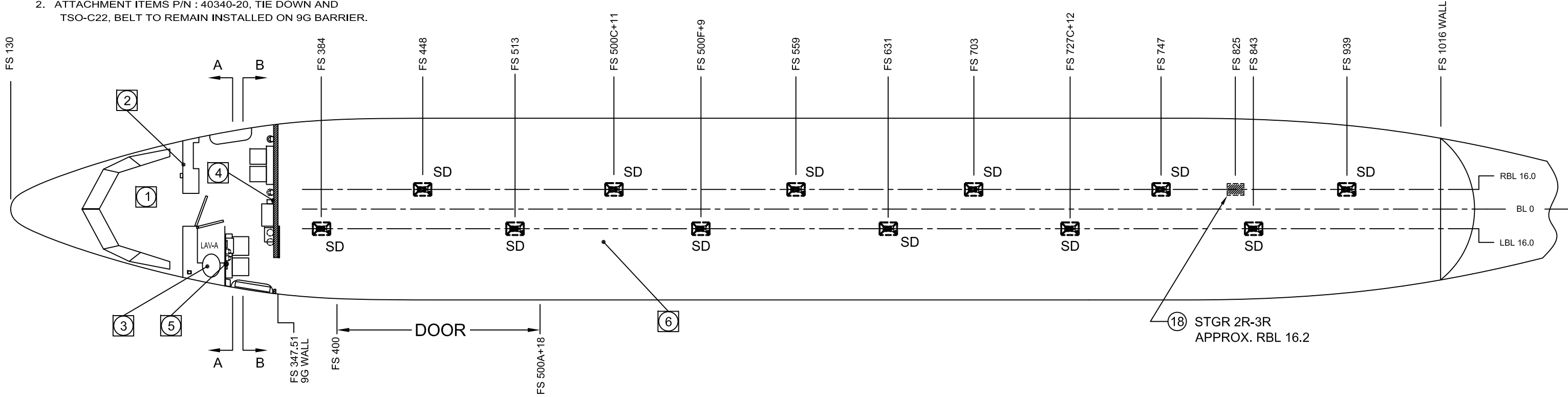
Engine Type:	CFM56-3C1
ESN:	
Time Since New:	42,699 FH
Cycles Since New:	23,116 Cycles
Time Since SV:	15,536 FH
Cycles Since SV:	7,527 Cycles
Reason for Removal:	LLP replacement and performance restoration
Incoming Test	Not required
Required engine potential after SV	6,000 Cycles at Cat. A
LLPs planned to be replaced	Fan Disk, HPC Shaft, HPC Disk 3, HPC CDP Rotating Air Seal, HPT Front Shaft, HPT Front Air Seal, HPT Disk, HPT Rear Shaft, LPT Stage 1 Disk, LPT Stage 2 Disk, LPT Stage 3 Disk, LPT Stage 4 Disk, LPT Conical Support, LPT Stub Shaft

- FINAL -

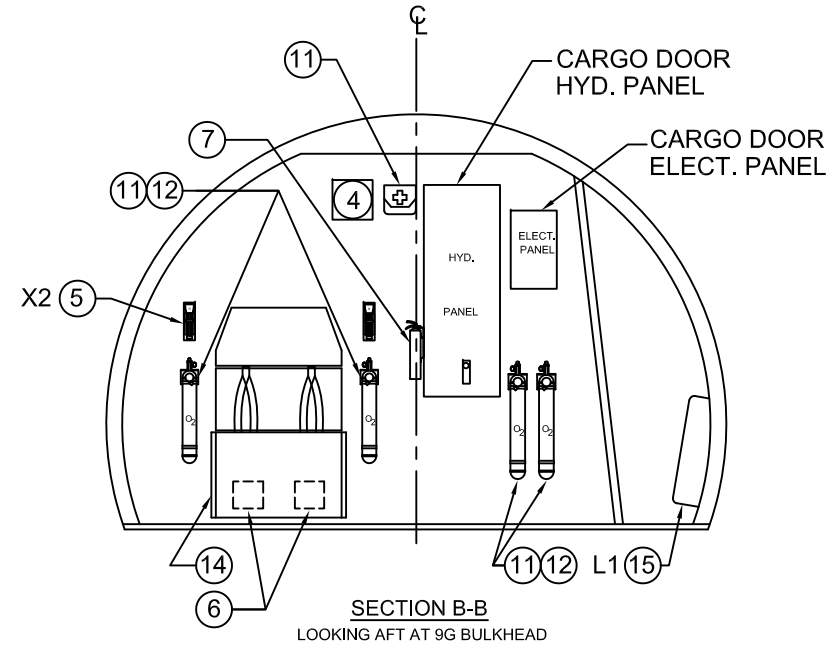
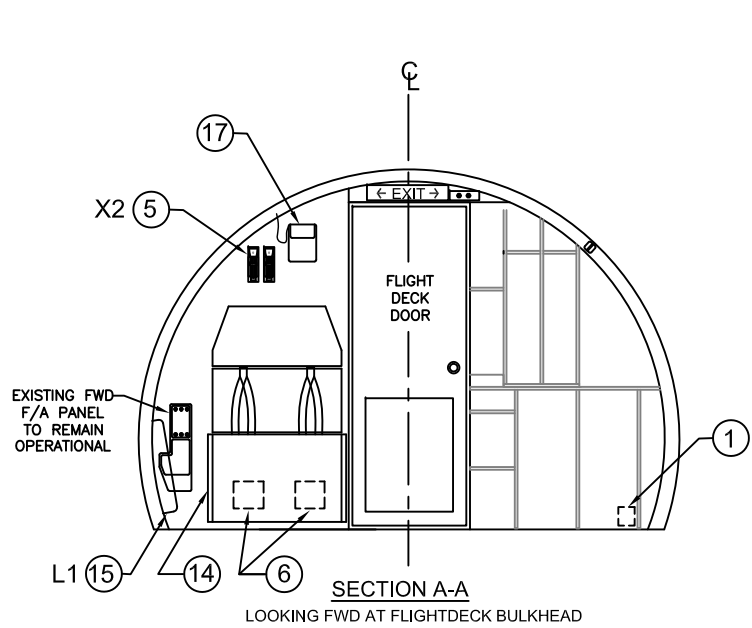
APPROVALS		DATE
DRAWN	A.Govin	02/12/15
CHECKED	DMM	02/18/15
APPROVED	DMM	02/18/15

NOTES: UNLESS OTHERWISE SPECIFIED

- THIS EMERGENCY EQUIPMENT LOCATION LIST IS EFFECTIVE FOR THE FOLLOWING AIRCRAFT:
AIRCRAFT SERIAL NUMBER.
 B737-400SF 29914
- ATTACHMENT ITEMS P/N : 40340-20, TIE DOWN AND TSO-C22, BELT TO REMAIN INSTALLED ON 9G BARRIER.

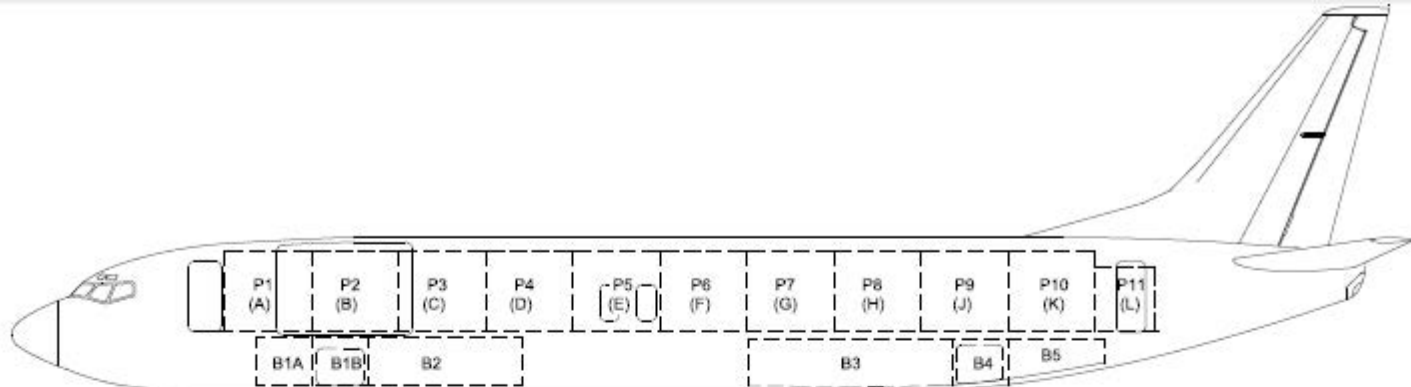


- | | | | |
|--|---|--|---|
| <p>1 COCKPIT</p> <p>4 SMOKE GOGLES
4 LIFE VEST
2 FLASHLIGHT
1 BCF EXTINGUISHER
1 GLOVES
2 ESCAPE ROPE
1 PBE
1 AXE
1 PORTABLE ELT XMTR</p> | <p>2 REAR SPACE BEHIND COCKPIT WALL</p> <p>FWD GALLEY RETAINED
R1 ENTRY DOOR SLIDE REMOVED</p> | <p>4 9g BARRIER FACE.</p> <p>1 F/A SEAT (-305AE RELOCATED)
4 OXYGEN BOTTLES W/MASKS
1 BCF EXTINGUISHER
2 LIFE VEST
2 FLASHLIGHT
1 FIRST AID KIT (SIDE OF HYD PANEL)</p> | <p>5 F/A SEAT (-304AE RETAINED)</p> <p>2 FLASHLIGHTS.
2 CREW LIFE VEST
1 ESCAPE ROPE</p> |
| <p>3 LAVATORY</p> <p>1 DROP-DOWN OXYGEN MASK</p> | <p>6 CARGO COMPT.</p> <p>12 SMOKE DETECTORS
1 FIXED ELT XMTR</p> | | |



QTY	ZONE LOC.	DESCRIPTION	PART NO.	MATERIAL / SPECIFICATION	ITEM
1	6	FIXED ELT XMTR	453-004	ARTEX	18
1	5	ESCAPE ROPE	AE5964		17
2	3	DROP DOWN O ₂ MASK W/GENERATOR	S417T401-25		16
1	L1	SLIDE	61620-468	AIRCRAUISER/ZODIAC	15
2	4, 5	ATTENDANT SEAT	2110-304AE (L1-RETAINED); 2100-305AE (9G-RELOCATED)	(AMI INDUSTRIES)	14
12	6	SMOKE DETECTOR, MODEL 602	8930-111B60L010	MEGGIT SAFETY SYSTEMS INC.	13
4	4	EMERGENCY OXYGEN BOTTLES W/MASKS	5500-C1A-BF23A (Bottles) / 28301-02 (Masks)	AVOX	12
1	4	FIRST AID KIT	S6-01-005-306	OR EQUIVALENT	11
2	1	FLASHLIGHT	P2-07-0003-001-214	DME CORP.	10
2	1	ESCAPE ROPE	232N4014-2		9
1	1	PBE	802300-14	BE AEROSPACE/AVOX	8
2	1, 4	BCF EXTINGUISHER	898052		7
8	1, 4, 5	CREW LIFE VEST	P0723-101		6
4	4, 5	FLASHLIGHT	P2-07-0003-001	DME CORP.	5
4	1	SMOKE GOGLES	MXP210-00	ZODIAC SERVICES	4
1	1	GLOVES	2993	OR EQUIVALENT	3
1	1	AXE	42D8331		2
1	1	PORTABLE ELT XMTR	500-27Y		1

AIRCRAFT TYPE: BOEING 737-400SF		TITLE: EMERGENCY EQUIPMENT LOCATION		Prepared for: Yangtze River Airlines	
UNLESS OTHERWISE SPECIFIED DIMENSIONS ARE IN INCHES		SCALE: NTS		by: Aeronautical Engineers, Inc.	
FRACTIONS ± 1/32	ANGULAR ± 0°30'	DECIMALS .X ± .1 .XX ± .03 .XXX ± .010	SIZE C	DRAWING NO. LOPA400SF-001	REV -
REMOVE ALL BURRS			SHEET 1 OF 1		



POSITION WEIGHT AND CUMULATIVE WEIGHT LIMITS

Main Deck Cargo Compartment Position (Alternate Position Identification)											
	P1 (A)	P2 (B)	P3 (C)	P4 (D)	P5 (E)	P6 (F)	P7 (G)	P8 (H)	P9 (J)	P10 (K)	P11 (L)
Position Weight Limit – 88x125 ULD	4,000 LB (1,814 KG)	6,500 LB (2,948 KG)	6,500 LB (2,948 KG)	6,500 LB (2,948 KG)	8,000 LB (3,628 KG)	8,000 LB (3,628 KG)	6,500 LB (2,948 KG)	6,500 LB (2,948 KG)	6,500 LB (2,948 KG)	3,750 LB (1,700 KG)	
Position Weight Limit – 88x108 ULD	3,400 LB (1,542 KG)	4,500 LB (2,041 KG)	4,500 LB (2,041 KG)	4,500 LB (2,041 KG)	5,500 LB (2,494 KG)	5,500 LB (2,494 KG)	4,500 LB (2,041 KG)	4,500 LB (2,041 KG)	4,500 LB (2,041 KG)	3,750 LB (1,700 KG)	
Position Weight Limit – 53x88 / 60x61.5 ULD											2,250 LB (1,020 KG)
Position Weight Limit – 61.5x88 ULD											2,500 LB (1,133 KG)
	Zone										
	1	2	3	4	5	6	7	8	9	10	11
Cumulative Zone Weight Limit	4,000 LB (1,814 KG)									6,500 LB (2,948 KG)	
	10,500 LB (4,762 KG)								10,500 LB (4,762 KG)		
	17,000 LB (7,711 KG)							17,000 LB (7,711 KG)			
	23,500 LB (10,659 KG)										
Main Deck Cargo/ 9g Barrier Limit (3)						46,000 LB (20,865 KG)					