




IMAGE	DESCRIPTION	COLOUR	XS	S	M	L	XL	XXL	TOTAL
	100% COTTON FULL SLEEVE CREW NECK T-SHIRT	ROYAL BLUE	151	454	756	454	302	151	2268





IMAGE	DESCRIPTION	COLOUR	XS	S	M	L	XL	XXL	TOTAL
	100% COTTON FULL SLEEVE CREW NECK T-SHIRT	RED	151	454	756	454	302	151	2268



IMAGE	DESCRIPTION	COLOUR	XS	S	M	L	XL	XXL	TOTAL
	100% COTTON FULL SLEEVE CREW NECK T-SHIRT	GREY MELANGE	151	454	756	454	302	151	2268



DESCRIPTION	COLOUR	XS	S	M	L	XL	XXL	TOTAL
100% COTTON FULL SLEEVE CREW NECK T-SHIRT	BLACK	302	1361	2117	1361	756	302	6199




IMAGE	DESCRIPTION	COLOUR	XS	S	M	L	XL	XXL	TOTAL
	100% COTTON FULL SLEEVE CREW NECK T-SHIRT	WHITE	151	454	756	454	302	151	2268




IMAGE	DESCRIPTION	COLOUR	XS	S	M	L	XL	XXL	TOTAL
	100% COTTON FULL SLEEVE CREW NECK T-SHIRT	ORANGE	151	454	756	454	302	151	2268





IMAGE	DESCRIPTION	COLOUR	XS	S	M	L	XL	XXL	TOTAL
	100% COTTON FULL SLEEVE CREW NECK T-SHIRT	NAVY	151	454	756	454	302	151	2268



IMAGE	DESCRIPTION	COLOUR	XS	S	M	L	XL	XXL	TOTAL
	100% COTTON FULL SLEEVE CREW NECK T-SHIRT	CHARCOL MELANGE	151	454	756	454	302	151	2268

LADIES MEASUREMENT CHART

S05616 LADIES POM	Description (all measurement are in inches)	Tolerance (+ / -)	GRADE	XS	S	M	L	XL	2XL
	Body Lengths								
A-02	Back Length (HPS to hem)	1/2	1	25	25 1/2	26.5	27 1/2	28 1/2	29
	Necks/Collars								
B-01	Back Neck Width (seam to seam at HPS)	1/8	1/4	6 3/4	7	7.25	7 1/2	7 3/4	8
B-06	Front Neck Drop (HPS to seam)	1/8	1/8	4 1/4	4 3/8	4.5	4 5/8	4 3/4	4 7/8
B-08	Back Neck Drop(HPS to seam)	1/8	0	1	1	1	1	1	1
B-11	Collar Height at CB neck	1/8	0	1/2	1/2	0.5	1/2	1/2	1/2
	Shoulder/Bust/Chest								
D-03	Across Shoulder Width	1/4	3/4	14 1/2	15 1/4	16	16 3/4	17 1/2	18 1/4
D-05	Shoulder Slope	1/8	0	1 1/2	1 1/2	1.5	1 1/2	1 1/2	1 1/2
D-06	Chest Width - 1" below armhole (circular)	1	3	33	36	39	42	45	48
D-07	Across Front Position from HPS	min.	1/8	5 1/4	5 3/8	5.5	5 5/8	5 3/4	5 7/8
D-08	Across Front Width	1/4	3/4	13 1/2	14 1/4	15	15 3/4	16 1/2	17 1/4
D-12	Across Back Position from HPS	min.	1/8	5 1/4	5 3/8	5.5	5 5/8	5 3/4	5 7/8
D-13	Across Back Width	1/4	3/4	13 1/2	14 1/4	15	15 3/4	16 1/2	17 1/4
	Armhole/Sleeve								
E-02	Armhole	1/4	3/8	7 3/4	8 1/8	8.5	8 7/8	9 1/4	9 5/8
E-08	Sleeve Length Overarm from CB Neck (3 pt Measurement)	3/8	3/4	31	31 3/4	32.5	33 1/4	34	34 3/4
E-12	Bicep (2.5cm/1" below armhole)	1/8	3/8	6	6 3/8	6.75	7 1/8	7 1/2	7 7/8
E-15	Sleeve Hem/Cuff Height	1/8	0	2 1/2	2 1/2	2.5	2 1/2	2 1/2	2 1/2
E-16	Sleeve Opening (relaxed at bottom of rib)	1/8	1/4	3	3 1/4	3.5	3 3/4	4	4 1/4
	Sleeve Opening (relaxed 1" avbove rib seam)	1/8	1/4	4 1/4	4 1/2	4.75	5	5 1/4	5 1/2
	Waist								
F-01	Waist Position from HPS	min.	1/4	16 1/2	16 3/4	17	17 1/4	17 1/2	17 3/4
F-02	Waist Width	1	3	30	33	36	39	42	45
	Hem/Sweep								
H-01	Sweep/Hem (circular)	1	3	34	37	40	43	46	49
H-05	Body Hem Rib Height	1/8	0	5/8	5/8	0.625	5/8	5/8	5/8

LADIES

S.NO	IMAGE	DESCRIPTION	COLOUR	XS	S	M	L	XL	XXL	XXXL	XXXXL	TOTAL
1		100% COTTON FULL SLEEVE CREW NECK T-SHIRT	RED	151	454	756	454	302	151	0	0	2268
2		100% COTTON FULL SLEEVE CREW NECK T-SHIRT	WHITE	151	454	756	454	302	151	0	0	2268
3		100% COTTON FULL SLEEVE CREW NECK T-SHIRT	CHARCOL MELANGE	151	454	756	454	302	151	0	0	2268
4		100% COTTON FULL SLEEVE CREW NECK T-SHIRT	BLACK	302	1361	2117	1361	756	302	0	0	6199
5		100% COTTON FULL SLEEVE CREW NECK T-SHIRT	GREY MELANGE	151	454	756	454	302	151	0	0	2268
6		100% COTTON FULL SLEEVE CREW NECK T-SHIRT	ROYAL BLUE	151	454	756	454	302	151	0	0	2268
7		100% COTTON FULL SLEEVE CREW NECK T-SHIRT	NAVY	151	454	756	454	302	151	0	0	2268
8		100% COTTON FULL SLEEVE CREW NECK T-SHIRT	ORANGE	151	454	756	454	302	151	0	0	2268

TOTAL NO. OF PCS : 22075