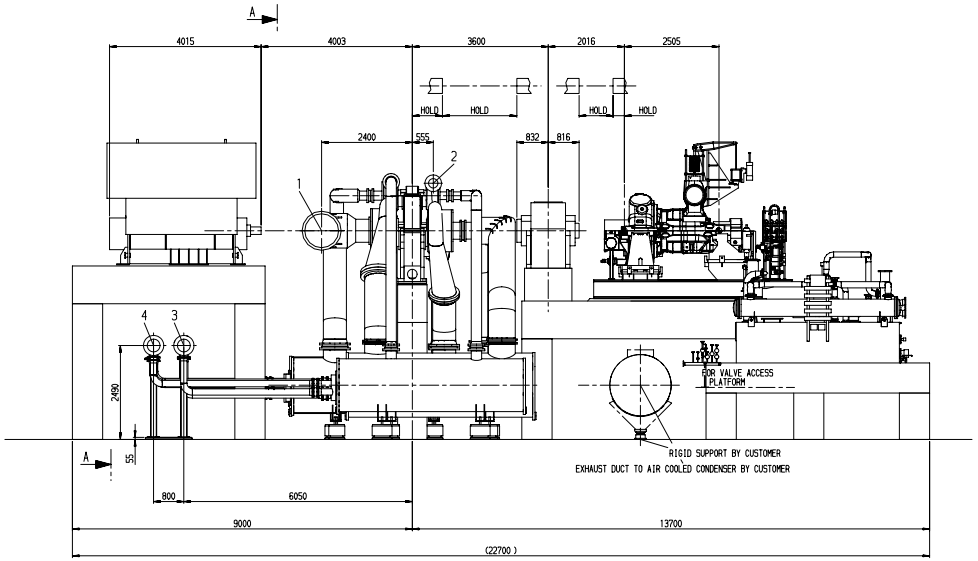

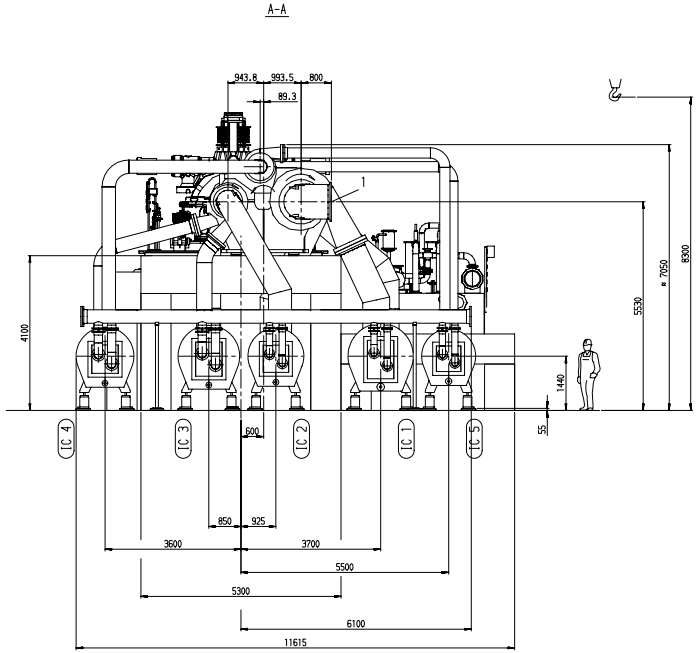

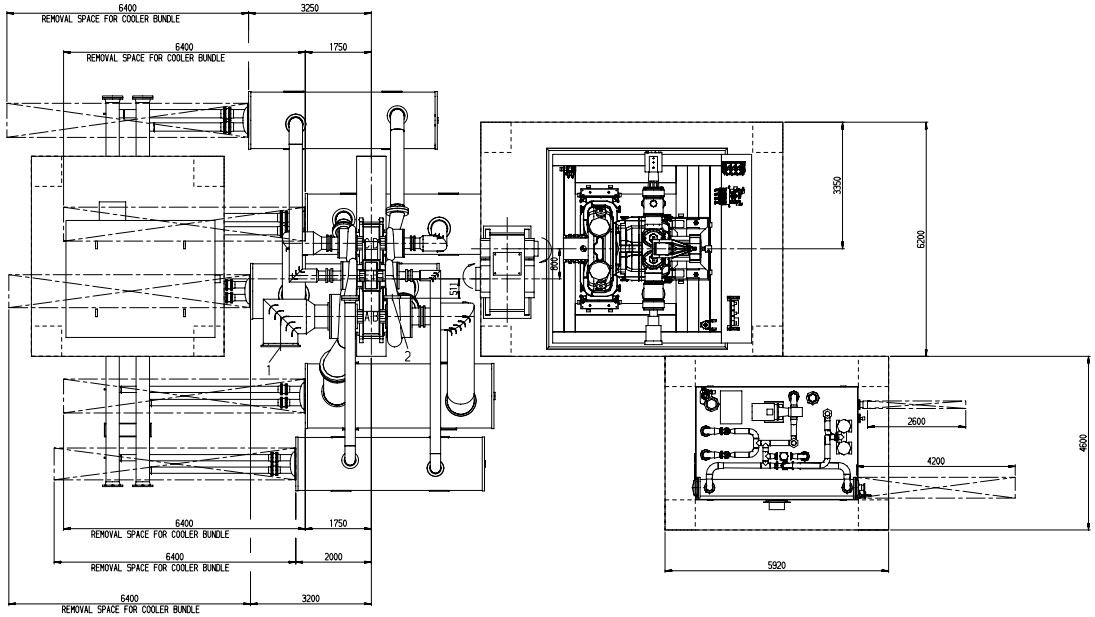

Flanschanschlüsse - Flange connections					
Pos.	Benennung Designation	DN	PN	Norm Standard	Bemerkung Remarks
1	Saugleitung Pos. "A" SUCTION NOZZLE	36"	75#	ANSI/ASME B16.47 Serie B	+ +
2	Druckleitung Pos. "F" DISCHARGE NOZZLE	10"	300#	ANSI/ASME B16.5	+ +
3	Kühlwasser Eintritt COOLING WATER INLET	14"	150#	ANSI/ASME B16.5	+ +
4	Kühlwasser Austritt COOLING WATER OUTLET	14"	150#	ANSI/ASME B16.5	+ +

Auftrag Nr.: Order No. : 13-08-03352-01
Kennwort Code : May River

PRELIMINARY

-									
Änderungsindex Revision index	Datum Date	Name Name	Abteilung Dept.	Änderungsgrund Reason for change				Änderungsbeschreibung Description of change	
Gezeichnet Drawn	16-JUL-2010	Jungerich			Maßstab Scale	1:50	Specification: PS I-Norm 801 256 98		Blatt-Nr. Sheet No. 00 To
Geprüft Checked	-	-			Benennung Title				DOC-01116-01-01/1/1/0000000
Freigegeben Released	-	-							
Normiert Standard	-	tuh					AUFSTELLUNGSPLAN GENERAL ARRANGEMENT		
Siemens AG Energy Sector Oil & Gas Division					CAD Format Size	A0	27191816	Index Revision .	Sprache Language de/en	Blatt Sheet 1/1

Zeichnung der Handelsburg - Offenbach

Copyright (c) Siemens AG, 2010. All rights reserved.

Zeichnungs-Nr. DOC 00 00 00 Rev. 0