

2017 Airbus A320-200

AIRCRAFT SPECIFICATIONS

Date of Data: 05/17/2026

General Aircraft Specification	
Aircraft Type	A320-232
Serial No.	
Registration	
Date of Manufacture	□/□/2017
Engine Type	V2527-A5
Total Airframe Hours	29,360
Total Airframe Cycles	13,383

Cabin Configuration			
BC:	8	EC:	174

Weight & Balance	
Certificated Maximum Takeoff Weight (lbs)	171,960
Maximum Landing Weight (lbs)	145,505
Maximum Zero Fuel Weight (lbs)	137,788
Operational Empty Weight (lbs)	94,340
Fuel Capacity (US gallons/lbs)	6,396
Weight Variant	17

Maintenance Inspection Data

Type of Check	Check Interval	Last Check	Next Check Date
□□-Check	□□ Months	□/1/202□	□/1/20□□

Type of Check	Check Interval	Last Check	Next Check Date
6Y	72 Month		

Type of Check	Check Interval	Last Check	Next Check Date
12Y	144 Months	NA	□/1/2029

Engines

Type	Position	ESN	TSN	CSN	TSLSV	CSLSV	LIMIT	LIMITER
V2527-A5	1		2□□□□	1□□□□	□□□□□	□□□□□	7,321	VARIOUS
V2527-A5	2		2□□□□	1□□□□	□□□□□	□□□□□	7,088	VARIOUS

Landing Gear

Landing Gears have just over 28 months remaining for overhaul. To be updated

Type	Part Number	Serial Number	Last OH	Cyc/Time Intervals	TSN	CSN	Remaining Cycles/Time Next Due
LH MLG							
NLG							
RH MLG							

APU

PN	SN	TSN	CSN	TSLSV	CSLSV	1st LIMIT	Limiter

Specifications and/or descriptions are provided as introductory information only and do not constitute representations or warranties of CSDS clients. Accordingly you should rely on your own inspection of these documents

Part		V2527-A5	
Number	Description	184XX	184XX
5A0895	LPC Stub Shaft	7,088	7,321
5A1762	LPT Shaft	7,088	7,321
3A0963	LPT Stage 3 Air Seal	7,088	7,321
3A2422	LPT Stage 4 Air Seal	7,088	7,321
3A2423	LPT Stage 5 Air Seal	7,088	7,321
3A1988	LPT Stage 6 Air Seal	7,088	7,321
3A3047	LPT Stage 6 Inner Seal	7,088	7,321
3A2522	LPT Stage 7 Air Seal	7,088	7,321
6A5869	HPC Rear Seal	7,088	7,321
6B1419	HPC Rear Shaft	7,088	7,321
2A3923	HPT Stage 1 Inner Seal	7,088	7,321
2A3423	HPT Stage 1 Outer Seal	7,088	7,321
2A4157	HPT Stage 2 Seal	7,088	7,321
2A3437	HPT Stage 2 Retaining Plate	7,088	7,321
5A1948	Stage 1 Fan Disk	7,088	7,321
5R0159	Stage 1.5 - 2.5 LPC Disk	7,088	7,321
3A2513	LPT Stage 3 Disk	7,088	7,321
3A1984	LPT Stage 4 Disk	7,088	7,321
3A2430	LPT Stage 5 Disk	7,088	7,321
3A2996	LPT Stage 6 Disk	7,088	7,321
3A2514	LPT Stage 7 Disk	7,088	7,321
6B1404	HPC 3 to 8 Disk	7,088	7,321
6A7546	HPC 9 to 12 Disk	7,088	7,321
2A5001	HPT Stage 1 Hub	7,088	7,321
2A4802	HPT Stage 2 Hub	7,088	7,321

VIOIS

Components	Part Number	Vendor	Qty
000 000000 00000000	00000000000000	000000 000	0
000 00D0000R	0 0000000000	000000	0
0M00	0000000D000	000000	0
0DR0	00 0000000000	000000 000	0
0D0 00000000	000000000000	000000	0
M0R00R 00000000	000000000000	0000000 0000000000	0
DM0 000 00000000	000000000000	0000000 0000000000	0
R0D0 000M000R 00000000	00000000000000	000000 000	0
000000	00000000D	000DR00 000000R0	0
0R000000RM0R R000000R	000000	000 0000	0
000	000000000D00	000000M 0000000	0
000 00000000	000000000000	0000000 0000000000	0
000	000000000000	000000	0
D000000 0000	0 000000000000	000000	0
00R M0R R000000R	00000000000000	000000 000	0
0R000000 0R000000D0R	00000000000000	000000 000	0
00D0 00000 00000000	000000000000	0000000 0000000000	0
00000000R 00000000	000000000000	0000000 0000000000	0
00000 000000000 00D 000000M	000000000000	000DR00 000000R0	0
00D0	0 000000000000	000000	0
DM0	000000000000	000000	0
000000 0000R00R	00000000	D0000	0
RM0	0 00000000 0000	000000	0
0000	000000000000	000R00 000D000 000	0
00000 000R00000000 0R00R0M	000000000000	000000	0
0M0	000000000000	00D000	0
0D00	000000000000	00R00R00 0R000	0
0000	0000000 0000000000	0R000	0
0 00000R R0D0R 0R0000000R	000000000000	000000 000	0
000	0 000000000000	000000	0
0000 00000000	00000000000000	000000 000	0
R0D0 000M000R 0R0000000R	00000000000000	000000 000	0
0DR00000R	00000000000000	000000 000	0
0000000 00D0 0000R00000	00 000000	000000M 0000000	0
M0D0	000000000000	000000 000	0
DM0 000RR00000R	00000000000000	000000 000	0
00R 00000000	000000000000	0000000 0000000000	0
00000 0000000 0000R000000	000000000000	000000 000	0
00R00000 0000R000000	0000000M00	000 00R000000	0
00000	000000000000	0R 0R0000000	0
D000 000D000 0000000R	D0000000	000R00 000D000 000	0
0DM0	00000000000000	0000D000 00000000000	0
00 0R0000000R	000000000000	R0000 000 0000000	0
000 0	00000000000000	000000 000	0
00RR000 0000000000 00000R	00000000	0R000 00 000000	0



REV	ER NUMBER	DESCRIPTION (ORIGINAL SIGNATURES ON FILE)			
A	ER 2022-114	REV BY: K. COX DATE: 8/2/2022	CHECK: Keith Zacherl DATE: 8/2/2022	Digitally signed by Keith Zacherl	STRESS: N/A DATE:
				APP: Aaron Ozolin DATE: 8/2/2022	Digitally signed by Aaron Ozolin

NOTES:

- EFFECTIVE FOR SPIRIT AIRLINES A320 AIRCRAFT, SEE MDL 38661CR001 FOR INSTALLATION EFFECTIVITY.
- ALL SEAT STATIONS ARE MEASURED FROM CENTERLINE OF FRONT SEAT STUD WITH AFT TRACK FITTING IN LOCKED POSITION.
- NO RECLINE AND NO BREAKOVER APPLIES TO ALL SEATS.
- THE OWE SEATBACK FOLD DOWN TRAY TABLE LATCHES ARE LOCKED FROM OPENING IN OUTBOARD DIRECTION FOR ALL SEAT POSITIONS ON TRIPLE.
- CUSHION REFERENCE POINTS (CRP) ARE TAKEN FROM INTERSECTION OF SEATBACK PLANE AND PLANE OF UNCOMPRESSED SEAT BOTTOM CUSHION PER FAA ADVISORY CIRCULAR AC 25.785-1B.
- BUSINESS CLASS SEAT INSTALLATION INSTRUCTIONS REFER TO HAECO DRAWING # 70213 AND INSTALLATION DOCUMENT # IIL-19T020-BC.
- ECONOMY CLASS SEAT INSTALLATION INSTRUCTIONS REFER TO ACRO AIRCRAFT SEATING INSTALLATION DOCUMENT # ACR-937-IIL.
- CONNECT INFLATABLE SEAT BELTS PER AMM 25-21-00-710-802 AND AMSAFE DOCUMENT NUMBER CMM7349 (25-20-01).
- SEAT BELT ASSEMBLIES (MFG: AMSAFE) ARE INCLUDED WITH SEAT ASSEMBLIES:
 - ROW 1 BC SEATS, INFLATABLE SEAT BELT PART NUMBERS:
 - 7079-1-021-2396 (LH: OUTBD PAX)
 - 7079-1-011-2396 (LH: INBD PAX)
 - 7079-1-011-2396 (RH: OUTBD PAX)
 - 7079-1-021-2396 (RH: INBD PAX)
 - ROW 2 BC SEATS P/N 2010-1-641-2251
 - ROW 3 YC SEATS, INFLATABLE SEAT BELT PART NUMBERS:
 - 7349-1-10101A10 (LEFT HAND TRIPLE SEAT)
 - 7349-1-20101A10 (RIGHT HAND TRIPLE SEAT)
 - ROWS 4-31 YC SEATS P/N 2010-1-511-2251.
- SEAT CUSHIONS ARE NOT FLOTATION DEVICES.
- ALL PAX SEATS HAVE LIFE VESTS STOWED UNDER SEAT, MFG: AIR CRUISERS, P/N 66601-101.
- MAXIMUM CERTIFIED WEIGHTS ARE AS FOLLOWS:
 - HAECO BUSINESS CLASS 70777-401-004A DOUBLE SEAT ASSEMBLY HAS A MAXIMUM CERTIFIED WEIGHT OF 118.0 POUNDS.
 - HAECO BUSINESS CLASS 70777-401-005 DOUBLE SEAT ASSEMBLY HAS A MAXIMUM CERTIFIED WEIGHT OF 108.3 POUNDS.
 - ACRO ECONOMY CLASS 1910-6A00-3-()() TRIPLE SEAT ASSEMBLIES HAVE A MAXIMUM CERTIFIED WEIGHT OF 150.4 POUNDS (68.2 KG).
 - ACRO ECONOMY CLASS 1910-6A01-3-()() TRIPLE SEAT ASSEMBLIES HAVE A MAXIMUM CERTIFIED WEIGHT OF 150.4 POUNDS (68.2 KG).
 - ACRO ECONOMY CLASS 1910-6A05-3-()() TRIPLE SEAT ASSEMBLIES HAVE A MAXIMUM CERTIFIED WEIGHT OF 106.3 POUNDS (48.2 KG).
 - ACRO ECONOMY CLASS 1910-6A02-3-()() TRIPLE SEAT ASSEMBLIES HAVE A MAXIMUM CERTIFIED WEIGHT OF 106.3 POUNDS (48.2 KG).

EXPORT OF THIS TECHNOLOGY IS CONTROLLED UNDER THE UNITED STATES EXPORT ADMINISTRATION REGULATIONS (EAR) 15 CFR 300-774. AN EXPORT LICENSE MAY BE REQUIRED BEFORE IT IS USED FOR DEVELOPMENT, PRODUCTION, OR USE BY FOREIGN PERSONS FROM SPECIFIC COUNTRIES. THE CONTROLLER OF THIS DATA HAS THE RESPONSIBILITY TO ABIDE BY ALL EXPORT LAWS. ECCN: 9E991.

-301	-	A320
DASH NO.	NEXT ASSY	USED ON
APPLICATION		

PROPRIETARY NOTICE
 This drawing contains specifications and/or data, technical material, proprietary designs and information that are the sole property of AAR Corp., to be held and treated by its recipient on a confidential basis, and is not to be shown or disclosed to any unauthorized organization or person.

TOLERANCES
 .XXX = ± .015
 .XX = ± .03
 .X = ± .1
 X = ± .25
ANGLES = ± 1°

3rd Angle Projection
 All Dimensions In Inches
 SCALE: NONE

	APPROVALS	DATE
DRAWN	K. COX	11/19/2019
ENG	K. COX	11/19/2019
CHECK	K. ZACHERL	11/21/2019
STRESS	S. STROUT	11/21/2019
APP	A. OZOLIN	11/21/2019

ORIGINAL SIGNATURES ON FILE

SPIRIT A320 - LAYOUT OF PASSENGER ACCOMMODATIONS

TITLE

SIZE	CAGE CODE NO.	DWG NO.	SH 1	REV
B	46Y41	38661CM001	OF 5	A

ABBREVIATIONS

AC	- AIRCRAFT	NR	- NO RECLINE
BC	- BUSINESS CLASS	NWA	- NO WINDOW ARMREST
DBL	- DOUBLE	OUTBD	- OUTBOARD
ER	- EXIT ROW	OWE	- OVERWING EXIT
F/A	- FLIGHT ATTENDANT	PAX	- PASSENGER
FH	- FULL HEIGHT	P/N	- PART NUMBER
FR	- FRONT ROW	PR	- PENULTIMATE ROW
G	- GALLEY	REF	- REFERENCE
H	- HANDICAP	RH	- RIGHT HAND
IB	- INFLATABLE SEAT BELT	RR	- REAR ROW
INBD	- INBOARD	SP	- SPECIAL UPRIGHT
IAT	- IN-ARM TRAY/TABLE	STA	- BODY STATION
LAV	- LAVATORY	STD	- STANDARD
LH	- LEFT HAND	T	- TROLLEY
LR	- LATCH ROTATION RESTRICTED	TPL	- TRIPLE
LS	- STANDARD LITERATURE POCKET	WS	- WINDSCREEN
N	- NARROW	YC	- ECONOMY CLASS

1	1910-6A02-3-014	SERIES 6	ACRO, NKS A320 TPL	TPL, RR, RH	16
1	1910-6A02-3-013	SERIES 6	ACRO, NKS A320 TPL	TPL, RR, LH	15
1	1910-6A01-3-012	SERIES 6	ACRO, NKS A320 TPL	TPL, PR, RH	14
1	1910-6A01-3-011	SERIES 6	ACRO, NKS A320 TPL	TPL, PR, LH	13
1	1910-6A05-3-010	SERIES 6	ACRO, NKS A320 TPL	TPL, NWA, ER, RH	12
1	1910-6A05-3-009	SERIES 6	ACRO, NKS A320 TPL	TPL, NWA, ER, LH	11
1	1910-6A05-3-008	SERIES 6	ACRO, NKS A320 TPL	TPL, NWA, OWE, RH 4	10
1	1910-6A05-3-007	SERIES 6	ACRO, NKS A320 TPL	TPL, NWA, OWE, LH 4	9
1	1910-6A00-3-006	SERIES 6	ACRO, NKS A320 TPL	TPL, STD, LR, RH 4	8
1	1910-6A00-3-005	SERIES 6	ACRO, NKS A320 TPL	TPL, STD, LR, LH 4	7
23	1910-6A00-3-004	SERIES 6	ACRO, NKS A320 TPL	TPL, STD RH	6
23	1910-6A00-3-003	SERIES 6	ACRO, NKS A320 TPL	TPL, STD LH	5
1	1910-6A00-3-002	SERIES 6	ACRO, NKS A320 TPL	TPL, FR, IB, IAT, RH	4
1	1910-6A00-3-001	SERIES 6	ACRO, NKS A320 TPL	TPL, FR, IB, IAT, LH	3
2	70777-401-005	B2057	HAECO BC SEAT	DBL, BC, IAT, NR; ALT P/N 70777-401-007 POST SB 25-22-06-001	2
2	70777-401-004A	B2057	HAECO BC SEAT, FR	DBL, BC, FR, IB, IAT, NR; ALT P/N 70777-401-006A POST SB 25-22-06-001	1
	-301		INSTALL LAYOUT - PAX SEATS	A320	
	TSO PART NO.	MODEL	NOMENCLATURE	DESCRIPTION	ITEM NO.

LIST OF MATERIALS

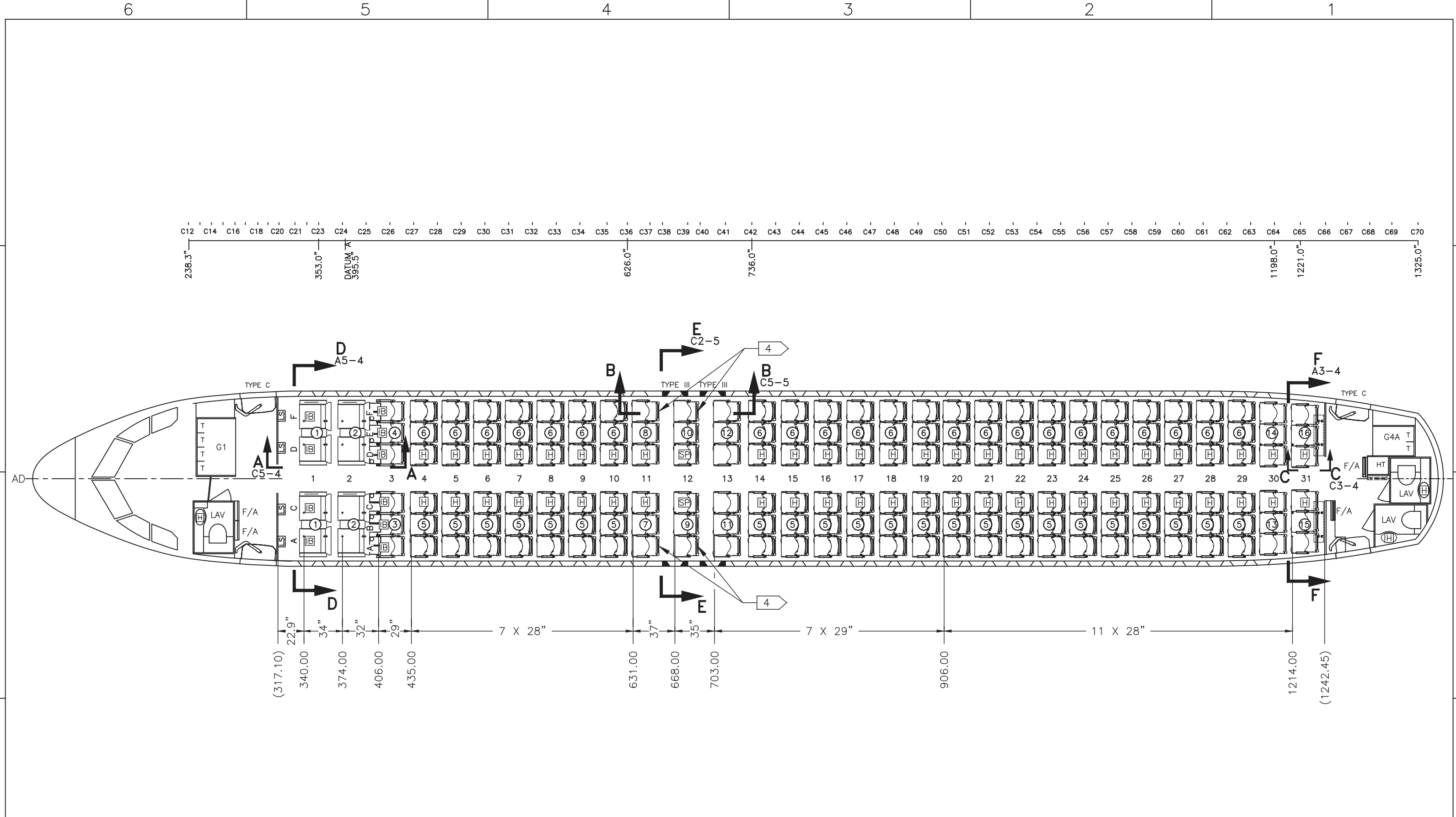


MRO Services
Engineering Services

SCALE: NONE

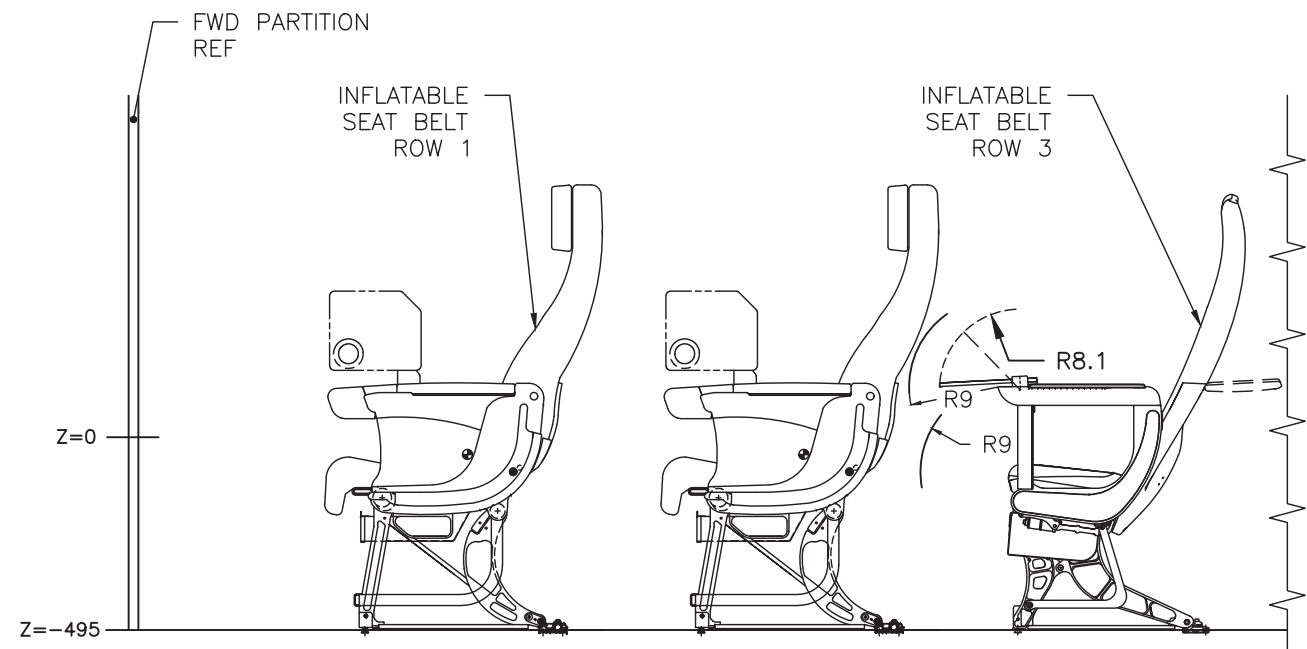
DRAWING NO. **38661CM001**

SH 2 OF 5 REV **A**

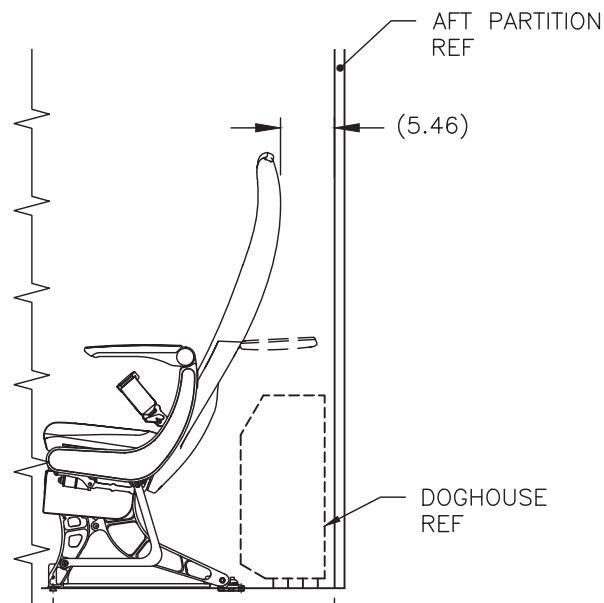


-301 INSTALL LAYOUT, PAX SEATS
8 BC / 174 YC (182 PAX)

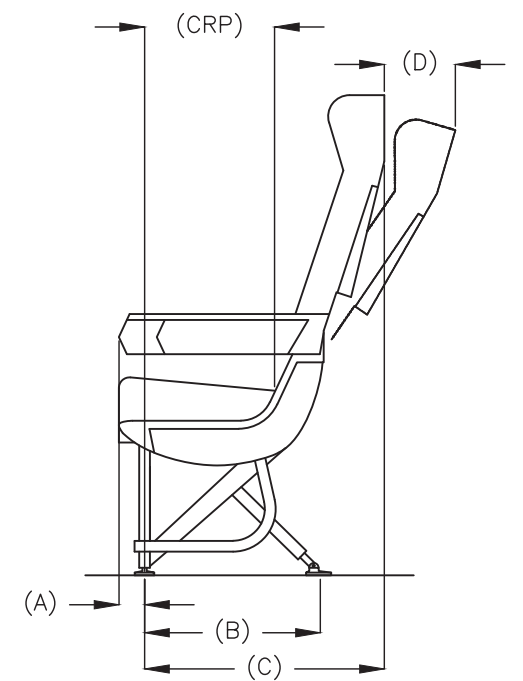
 AAR MRO Services Engineering Services	DRAWING NO. 38661CM001	SH 3 OF 5	REV A
	SCALE: NONE		



VIEW A-A
 ROWS 1 - 3
 VIEW LOOKING OUTBD
 LH OPPOSITE

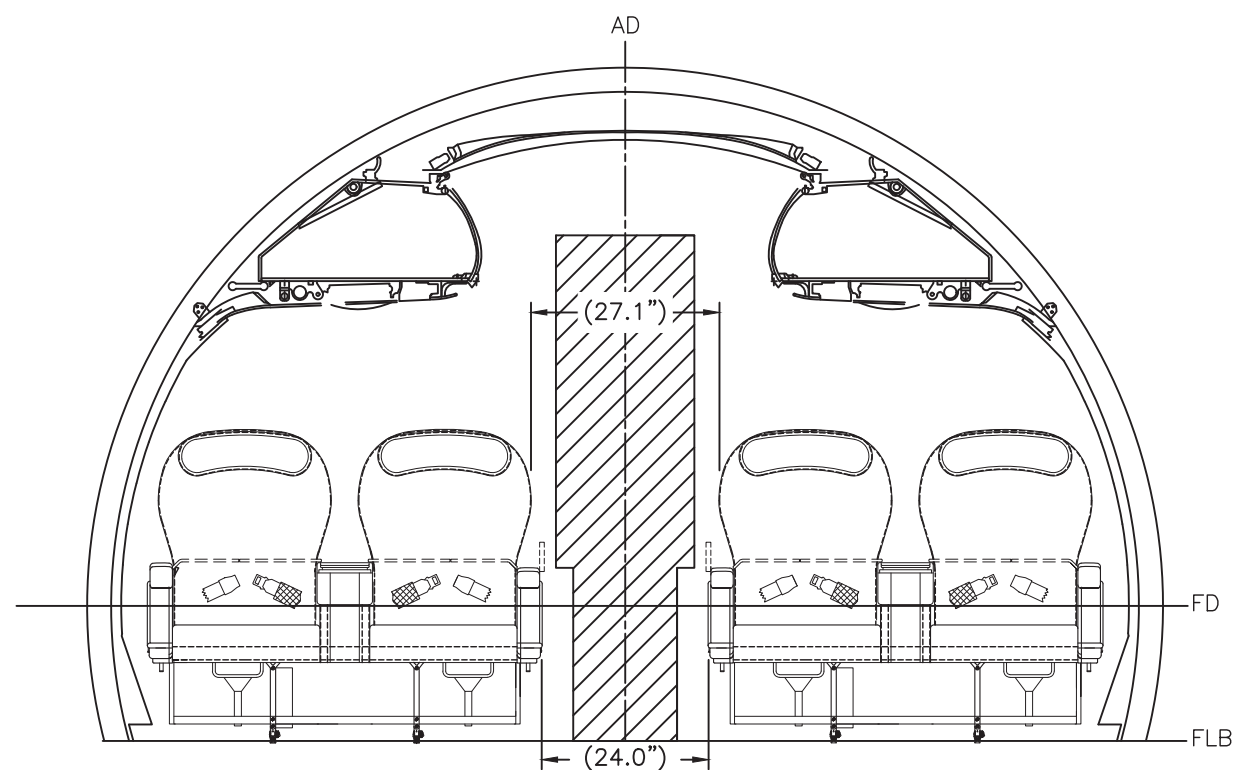


VIEW C-C
 ROW 31
 VIEW LOOKING OUTBD
 LH OPPOSITE

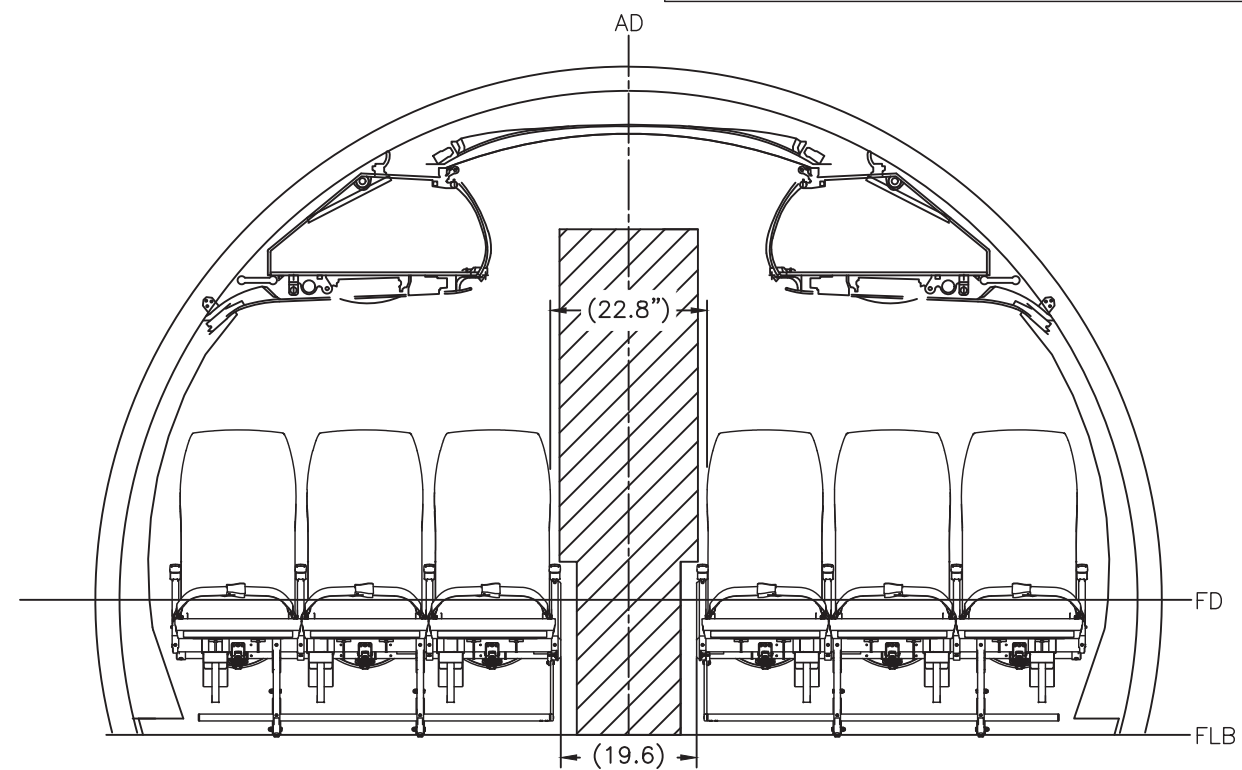


BC	IAT	4.00"	20.00"	24.00"±.5	0"	15.0"
YC	STD/ER/ LR/RR/PR	.94"	19.00"	22.99"	0"	14.69"
	FR	1.98"	19.00"	23.22"	0"	14.69"
	OWE	.94"	19.00"	21.04"	0"	14.69"
		(A)	(B)	(C)	(D)	(CRP)

PAX SEAT MAIN DIMENSIONS - REF ONLY



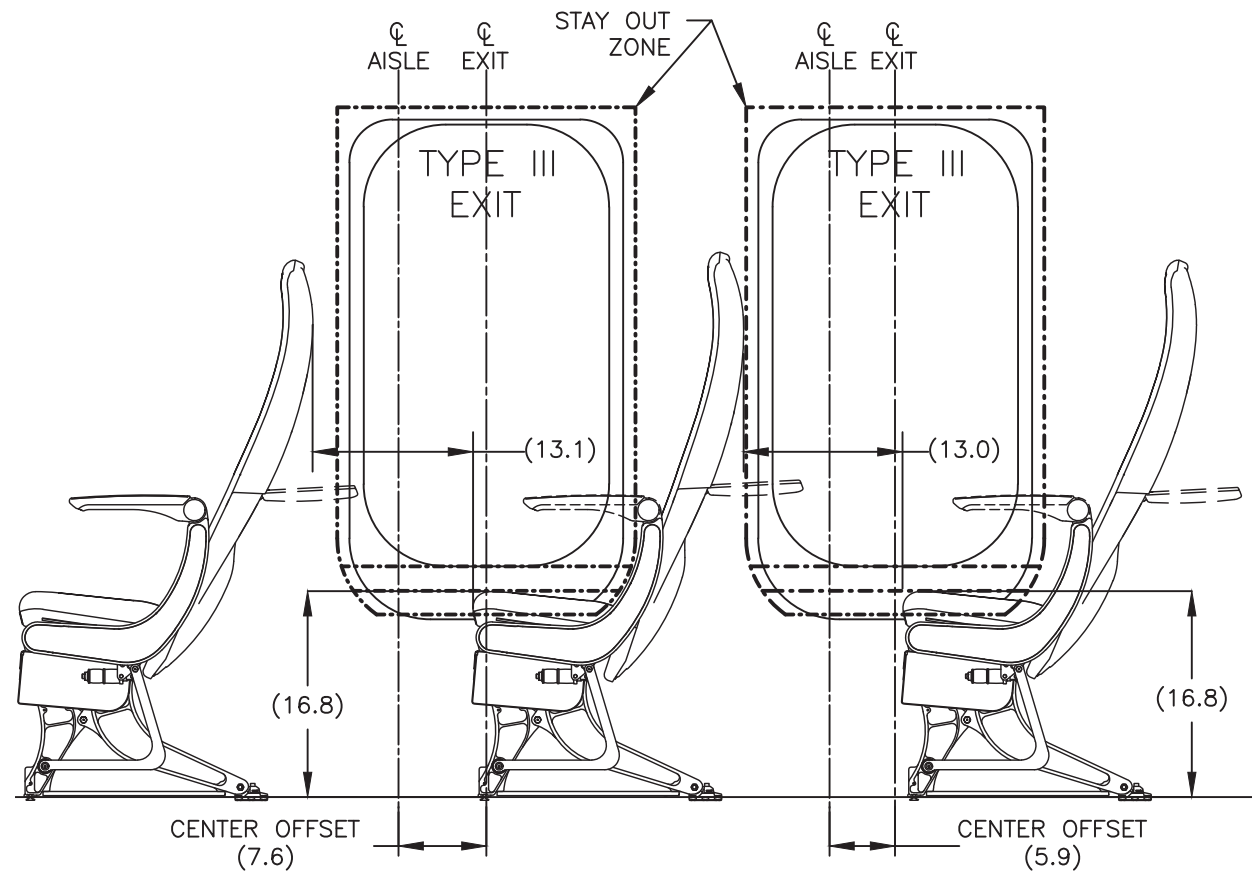
VIEW D-D
 BC SEATS - ROW 1
 VIEW LOOKING AFT
 MINIMUM AISLE WIDTH PER 14 CFR 25.815



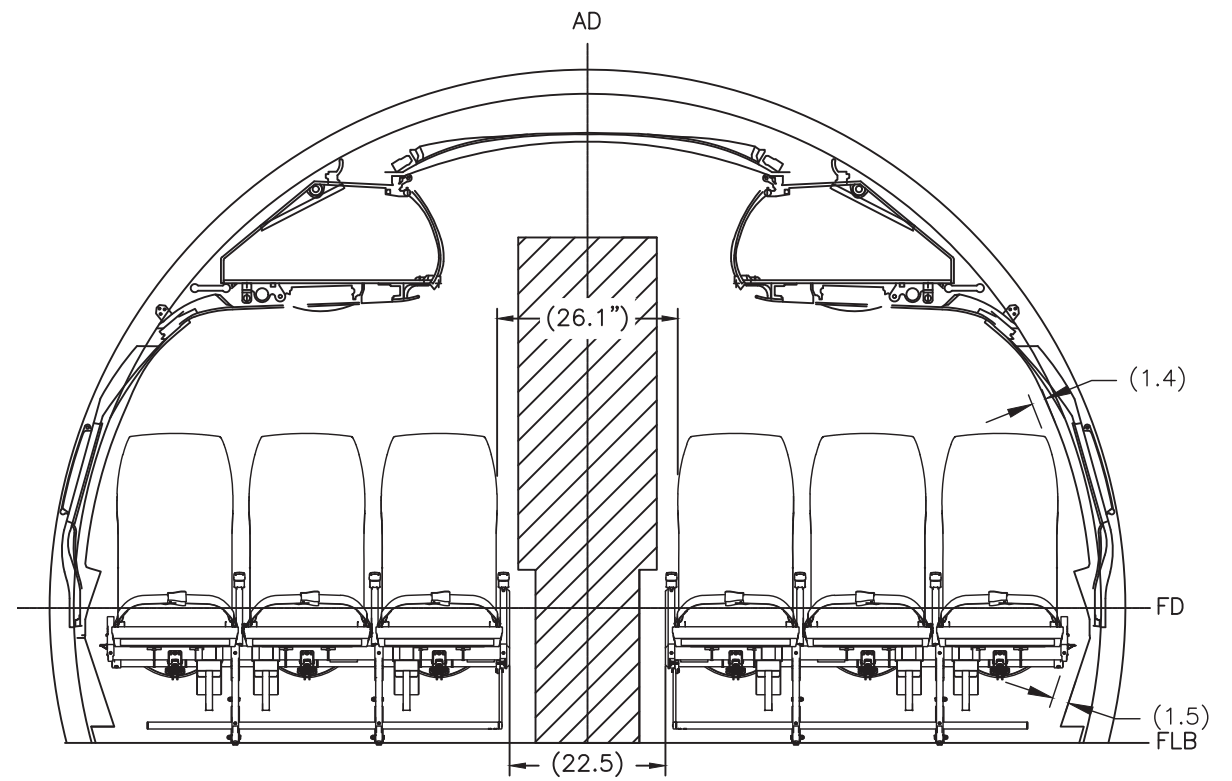
VIEW F-F
 YC SEATS - ROW 31
 VIEW LOOKING AFT
 MINIMUM AISLE WIDTH PER 14 CFR 25.815

SCALE: NONE

	MRO Services Engineering Services	DRAWING NO.	38661CM001	SH 4 OF 5	REV A
		SCALE: NONE			



VIEW B-B
 OWE YC SEATS
 VIEW LOOKING OUTBD
 LH OPPOSITE



VIEW E-E
 OWE YC SEATS - ROW 12, AT C39
 VIEW LOOKING AFT
 MINIMUM AISLE WIDTH PER 14 CFR 25.815



MRO Services
 Engineering Services

SCALE: NONE

DRAWING
 NO.

38661CM001

SH 5
 OF 5

REV
 A

THE INFORMATION CONTAINED HEREIN IS PROPERTY OF SPIRIT AIRLINES INC. AND SHALL NOT BE REPRODUCED OR DISCLOSED IN WHOLE OR IN PART OR USED FOR OR ANY DESIGN MANUFACTURE EXCEPT WHEN SUCH USER POSSESSES DIRECT, WRITTEN AUTHORIZATION FROM SPIRIT AIRLINES, INC.

REVISION LIST				
REV	DESCRIPTION	REVISED BY	APPROVED	DATE
2	ADDED REVISION LIST, ADDED "PHILLIPS" TO EXISTING AED P/Ns, ADDED P/Ns FOR PHILLIPS AND HEARTSINE SAMARITAN 350P EQUIPMENT.	C. FREITAS	B. GENTZ	06 JAN 22
3	ADDED ESCAPE DOOR SLIDES TO THE FWD AND AFT DOORS AND RECONFIGURED THE ZONES	B. ROQUE	B. GENTZ	19 MAY 22
4	ADDED RESTRAINT CUTTER TO ZONE F	B. ROQUE	B. GENTZ	19 FEB 24

ZONE C/GALLEY NO. 1
 8 OXYGEN MASK
 4 OXYGEN CYLINDER
 2 SURVIVAL KIT
 1 BREATHING BARRIER
 1 FIRST AID KIT

ZONE E/ FWD RH DOOR 2
 1 ESCAPE DOOR SLIDE

ZONE A/COCKPIT AREA
 3 OR 4 CREW LIFE VEST
 2 ESCAPE ROPE
 2 FLASHLIGHT IN COCKPIT
 1 HALON FIRE EXTING.
 1 PAIR FIREPROOF GLOVES
 1 CRASH AXE
 1 PBE

ZONE G/FWD RH OHR
 1 EMERGENCY MEDICAL KIT
 1 FIRST AID KIT

ZONE I/MID RH OHR
 2 LIFE LINE

ZONE N/ AFT BULKHEAD
 1 EXTERNAL DEFIBRILLATOR
 1 BRACKET FOR ELT
 1 PORTABLE ELT
 1 MEGAPHONE
 1 PBE

ZONE Q/AFT RH F/A SEAT
 1 MANUAL RELEASE TOOL
 1 CREW LIFE VEST
 1 FLASHLIGHT

ZONE L/AFT RH OHR
 1 FIRST AID KIT
 2 SURVIVAL KITS

ZONE P/ AFT RH DOOR B
 1 ESCAPE DOOR SLIDE

ZONE K/SECOND FROM AFT RH OHR
 1 LIFE RAFT

ZONE B/ FWD F/A STA.
 2 MANUAL RELEASE TOOL
 2 FLASHLIGHT IN CABIN
 2 CREW LIFE VEST
 2 HALON FIRE EXTING.
 2 PBE
 1 MEGAPHONE

ZONE F/FWD LH OHR
 1 EMERGENCY MEDICAL KIT
 4 HANDCUFFS (L)
 1 RESTRAINT CUTTER

ZONE H/MID LH OHR
 2 LIFE LINE

ZONE J/SECOND FROM AFT LH OHR
 3 DEMO KITS
 2 WHEELCHAIR STOW KITS

ZONE O/ AFT LH DOOR 7
 1 ESCAPE DOOR SLIDE

ZONE D/ FWD LH DOOR 1
 1 ESCAPE DOOR SLIDE

ZONE M/AFT LH F/A STA.
 9 SPARE LIFE VEST (INFANT)
 1 LAVATORY KEY, STREAMER
 1 LAVATORY KEY, POUCH
 1 MANUAL RELEASE TOOL
 1 HALON FIRE EXTING.
 3 SPARE LIFE VEST (ADULT)
 1 CREW LIFE VEST
 1 LAVATORY KEY
 1 FLASHLIGHT
 1 PBE

ZONE R/AFT GALLEY
 1 BREATHING BARRIER
 3 OXYGEN CYLINDER
 6 OXYGEN MASK
 1 FIRST AID KIT

EFFECTIVE FOR A320 CEO AND A320 NEO
 FOR APPLICABLE ITEMS USE IPC FOR ALTERNATE PN

(L) 2 CUFFS ARE PRE-LOADED AND 2 CUFFS ARE LEFT OPEN

UNLESS OTHERWISE SPECIFIED
 DIMENSIONS ARE IN INCHES
 TOLERANCES ARE:
 ANGLES: 30° 30'
 DECIMALS: .X = ±.01
 .XX = ±.03
 .XXX = ±.010
 FRACTIONS: ± 1/32
 MACHINED SURFACES:
 ✓

CONTRACT NO.

APPROVALS	DATE
DRAWN D. PIPALYA	11-15-18
CHECKED J. LEPORE	11-15-18
ENGR D. PIPALYA	11-15-18
APPROVED J. LEPORE	11-15-18
CUSTOMER APPR.	

SPIRIT AIRLINES INC.

2800 EXECUTIVE WAY
 MIRAMAR, FL 33025

DRAWING TITLE: A320-232 EMERGENCY EQUIPMENT LAYOUT

PART NO.	N/A	F/A	NEXT ASSY.	USED ON	A320 FLEET
DASH					
QTY.					
REQ'D.					
APPLICATION					

DO NOT SCALE DRAWING

Q3D FILE: SPIRIT-2322
 PLOT: 1=1/2" 31.00 ± 21.00

SCALE	CAGE CODE	DRAWING NUMBER	REV.
NONE	A	A320-EMER EQUIP	4
WEIGHT:			
SHEET 1 OF 2			

EQUIPMENT DESCRIPTION	QTY	P/N
ZONE A - COCKPIT AREA		
FIREPROOF GLOVES IN COCKPIT	1	FKK8-35KL
FLASHLIGHT IN COCKPIT	2	P2-07-0015-002
HALON FIRE EXTINGUISHER	1	74-20
LIFE LINE//ESCAPE ROPE	2	505256-401
CREW LIFE VEST	3 OR 4	66601-501
CRASH AXE	1	42D8331
PBE	1	MR10050N
ZONE B - FWC F/A STATION		
MANUAL RELEASE TOOL	2	995000
FLASHLIGHT IN COCKPIT	2	P2-07-0015-002
HALON FIRE EXTINGUISHER	2	74-20
CREW LIFE VEST	2	66601-501
MEGAPHONE	1	ACREM1A
PBE	2	MR10050N
ZONE C - GALLEY NO. 1		
BREATHING BARRIER	1	820011
OXYGEN CYLINDER	4	3552AAAWAAXCD
OXYGEN MASK	8	289-601-212
SURVIVAL KIT	2	60128-301
FIRST AID KIT	1	56-01-0005-306
ZONE D - FWD LH DOOR 1		
ESCAPE DOOR SLIDE	1	
ZONE E - FWD RH DOOR 2		
ESCAPE DOOR SLIDE	1	
ZONE F - FWD LH OHB		
EMERGENCY MEDICAL KIT	1	FAREMK
HANDCUFFS	4	MAXCUFF
RESTRAINT CUTTER	1	RESTRAINTCUTTER
ZONE G - FWD RH OHB		
EMERGENCY MEDICAL KIT	1	FAREMK
FIRST AID KIT	1	56-01-0005-306
ZONE H - MID LH OHB		
LIFE LINE//ESCAPE ROPE	2	505256-401
ZONE I - MID RH OHB		
LIFE LINE//ESCAPE ROPE	2	505256-401
ZONE J - SECOND FROM AFT LH OHB		
DEMO KITS	3	111527-401
WHEELCHAIR STOW KIT	2	AR02170001-2
ZONE K - SECOND FROM AFT RH OHB		
LIFE RAFT	1	65025-101

EQUIPMENT DESCRIPTION	QTY	P/N
ZONE L - AFT RH OHB		
FIRST AID KIT	1	56-01-0005-306
SURVIVAL KITS	2	60128-101
ZONE M - AFT BULKHEAD		
EXTERNAL DEFIBRILLATOR	1	M3860A or 861304 (PHILLIPS) / SAM350P (HEARTSINE)
AED CASE	1	M3868A (PHILLIPS) / HEARTSINE SAMARITAN AED CASE
AED BATTERY	1	989803136291 (PHILLIPS) / PAD-PAK-07 (HEARTSINE)
ECG DATA CARD	1	M3854A (ONLY FOR PHILLIPS AED)
ELECTRODE PACK	1	DP1 (ONLY FOR PHILLIPS AED)
BRACKET FOR ELT	1	1153472-1
PORTABLE ELT	1	1153538-1
MEGAPHONE	1	ACREM1A
PBE	1	MR10050N
ZONE N - AFT LH F/A STATION		
SPARE LIFE VEST (INFANT)	9	R55-303P
LAVATORY KEY, STREAMER	1	235-79-900STR-JET
LAVATORY KEY, POUCH	1	235-79-900POU-JET
MANUAL RELEASE TOOL	1	995000
HALON FIRE EXTINGUISHER	1	74-20
SPARE LIFE VEST	3	66601-101
CREW LIFE VEST	1	66601-501
LAVATORY KEY	1	235-79-900
FLASHLIGHT	1	P2-07-0015-002
PBE	1	MR10050N
ZONE O - AFT LH DOOR 7		
ESCAPE DOOR SLIDE	1	
ZONE P - AFT RH DOOR 8		
ESCAPE DOOR SLIDE	1	
ZONE Q - AFT RH F/A STATION		
MANUAL RELEASE TOOL	1	995000
CREW LIFE VEST	1	66601-501
FLASHLIGHT	1	P2-07-0015-002
ZONE R - AFT GALLEY		
BREATHING BARRIER	1	820011
OXYGEN CYLINDER	3	3552AAAWAAXCD
OXYGEN MASK	6	289-601-212
FIRST AID KIT	1	56-01-0005-306

SPIRIT AIRLINES INC.
2800 EXECUTIVE WAY
MIRAMAR, FL 33025

DRAWING TITLE: A320-200 EMERGENCY EQUIPMENT LAYOUT

SIZE A	CAGE CODE	DRAWING NUMBER: A320 EMER EQUIP	REV. 4
SCALE: NONE	WEIGHT:	SHEET 2 OF 2	